

KIPP Wisdom Academy

2647 Ohio Avenue, St. Louis MO 63118 • 314-384-9561 • www.kippstl.org/wisdom

School Leader(s): Jacob Shiffrin

Year Founded: 2015

Grades Served: K-4

Student Enrollment: 523

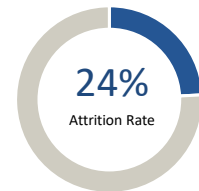
Gender: 46% Male, 54% Female

Number of Teachers: 32

QUESTION 1 WHO ARE OUR STUDENTS?

95%	7%	
Eligible for Free/ Reduced-Price Meals	Receive Special Education Services	
96%	3%	
Black or African American	Hispanic or Latino	
0%	<1%	<1%
Asian	Other	White

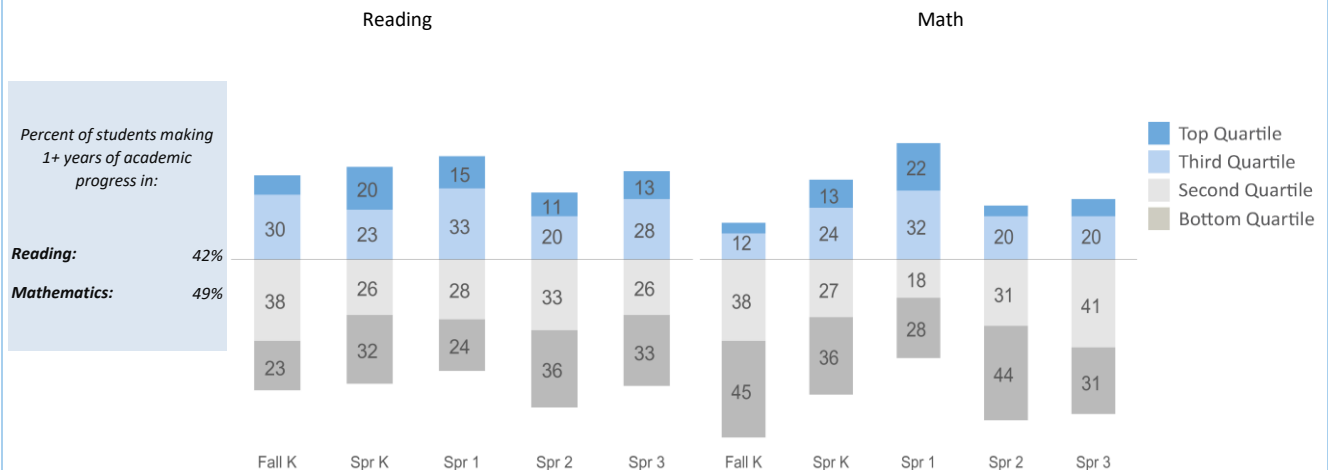
QUESTION 2 ARE OUR STUDENTS STAYING WITH US?



QUESTION 3 ARE OUR STUDENTS PROGRESSING AND ACHIEVING ACADEMICALLY?

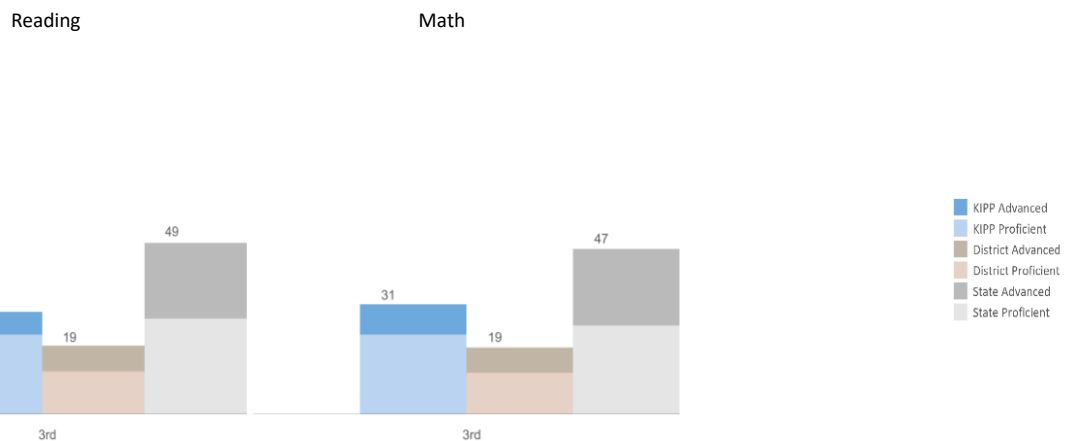
ARE WE MAKING ENOUGH GROWTH TO REACH GRADE AND COLLEGE-READY LEVELS?

Measures of Academic Progress (MAP) 2017-18



HOW ARE WE PERFORMING RELATIVE TO OUR LOCAL COMMUNITY?

Missouri Assessment Program 2017-2018



The following pages were created to share KIPP Report Card data in a format that is compliant with the Americans with Disabilities Act.

School Name	KIPP Wisdom Academy
Address	2647 Ohio Avenue, St. Louis, MO 63118
Phone Number	314-384-9561
Website	www.kippstl.org/wisdom
School Leader(s)	Jacob Shiffrin
Year Founded	2015
Grades Served	K-4
Student Enrollment	523
Gender	46% Male, 54% Female
Number of Teachers	32

Question 1: Who are our students?

Eligible for Free/Reduced Price Meals	95%
Receive Special Education Services	7%
African American	96%
Hispanic or Latino	3%
Asian	0%
Other	<1%
White	<1%

Question 2: Are our students staying with us?

Attrition Rate	24%
-----------------------	-----

Question 3: Are our students progressing and achieving academically?

Percent of students making 1+ years of academic progress as measured by 2017-18 Measures of Academic Progress (MAP) exam

Reading	42%
Mathematics	49%

Data Footnotes

Question 3 (continued): Are we making enough growth to reach grade and college-ready levels?

Annual 2017-18 Measures of Academic Progress (MAP) Exam Performance - Quartiles

Season	Test Name	Grade	Bottom (%)	3rd (%)	2nd (%)	Top (%)
FALL	Mathematics	0	45	38	12	5
SPRING	Mathematics	0	36	27	24	13
SPRING	Mathematics	1	28	18	32	22
SPRING	Mathematics	2	44	31	20	5
SPRING	Mathematics	3	31	41	20	8
FALL	Reading	0	23	38	30	9
SPRING	Reading	0	32	26	23	20
SPRING	Reading	1	24	28	33	15
SPRING	Reading	2	36	33	20	11
SPRING	Reading	3	33	26	28	13

Question 3 (continued): How are we performing relative to our local community?

Percent of Students Meeting or Exceeding Grade Level Proficiency as Measured by State Test Score

Missouri Assessment Program 2017-2018

Test	Grade	Proficiency	School	District	State
Reading/English Language Arts	3	Advanced	6.45	7.32	21.48
Reading/English Language Arts	3	Proficient	22.58	12.11	27.12
Mathematics	3	Advanced	8.60	7.15	21.73
Mathematics	3	Proficient	22.58	11.73	25.15