

KIPP WAYS Primary

350 Temple Street NW, Atlanta GA 30314 • 404-475-1941 • www.kippmetroatlanta.org/kipp-ways-primary/

School Leader(s): Micheal Bray & Audrianna Archibald

Year Founded: 2014

Grades Served: K-4

Student Enrollment: 506

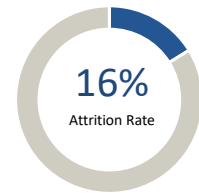
Gender: 52% Male, 48% Female

Number of Teachers: 34

QUESTION 1 WHO ARE OUR STUDENTS?

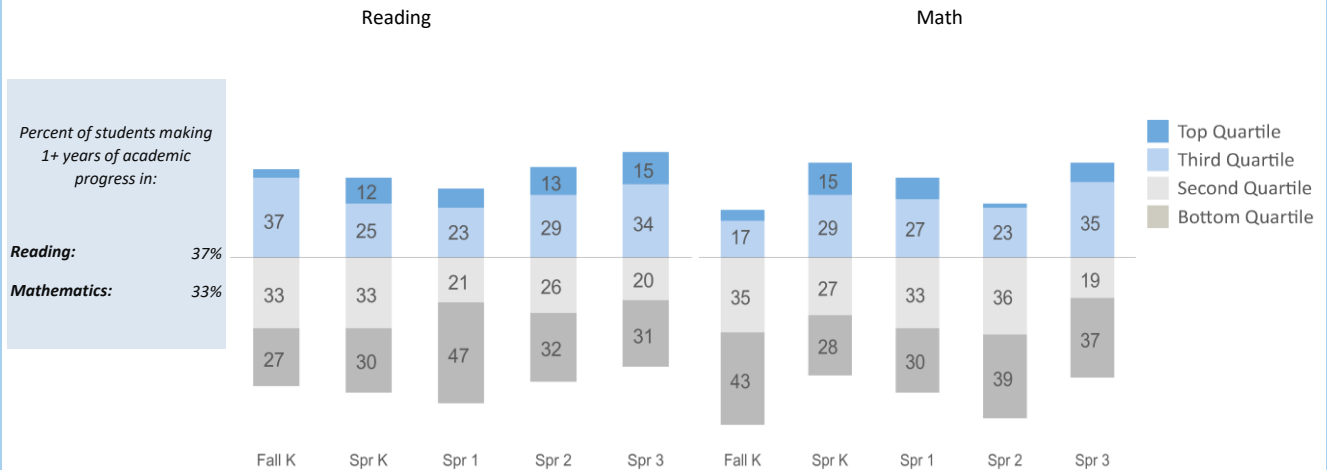
CEP Eligible Eligible for Free/ Reduced-Price Meals	6% Receive Special Education Services
98% Black or African American	1% Hispanic or Latino
0% Asian	1% Other
	0% White

QUESTION 2 ARE OUR STUDENTS STAYING WITH US?

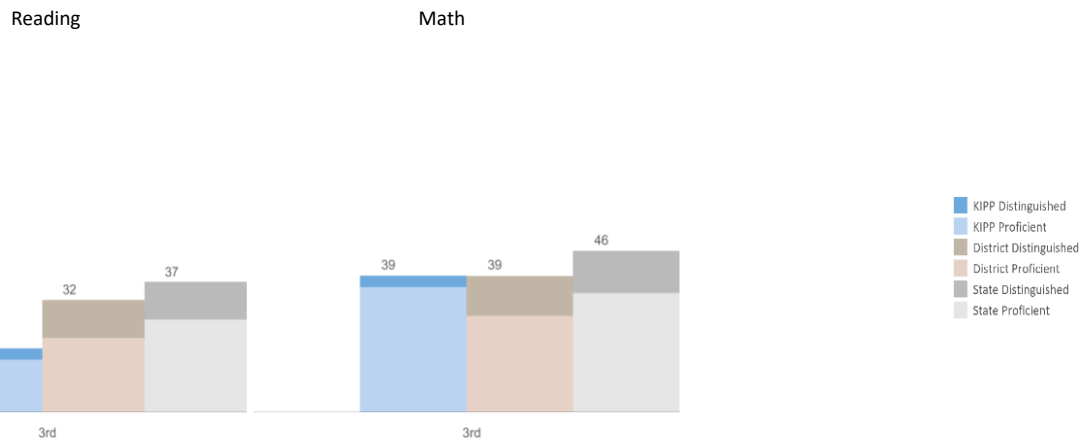


QUESTION 3 ARE OUR STUDENTS PROGRESSING AND ACHIEVING ACADEMICALLY?

ARE WE MAKING ENOUGH GROWTH TO REACH GRADE AND COLLEGE-READY LEVELS? Measures of Academic Progress (MAP) 2017-18



HOW ARE WE PERFORMING RELATIVE TO OUR LOCAL COMMUNITY? Georgia Milestones Assessment System 2017-2018



The following pages were created to share KIPP Report Card data in a format that is compliant with the Americans with Disabilities Act.

School Name	KIPP WAYS Primary
Address	350 Temple Street NW, Atlanta, GA 30314
Phone Number	404-475-1941
Website	www.kippmetroatlanta.org/kipp-ways-primary/
School Leader(s)	Micheal Bray & Audrianna Archibald
Year Founded	2014
Grades Served	K-4
Student Enrollment	506
Gender	52% Male, 48% Female
Number of Teachers	34

Question 1: Who are our students?

Eligible for Free/Reduced Price Meals	CEP Eligible
Receive Special Education Services	6%
African American	98%
Hispanic or Latino	1%
Asian	0%
Other	1%
White	0%

Question 2: Are our students staying with us?

Attrition Rate	16%
-----------------------	-----

Question 3: Are our students progressing and achieving academically?

Percent of students making 1+ years of academic progress as measured by 2017-18 Measures of Academic Progress (MAP) exam

Reading	37%
Mathematics	33%

Data Footnotes

Question 3 (continued): Are we making enough growth to reach grade and college-ready levels?

Annual 2017-18 Measures of Academic Progress (MAP) Exam Performance - Quartiles

Season	Test Name	Grade	Bottom (%)	3rd (%)	2nd (%)	Top (%)
FALL	Mathematics	0	43	35	17	5
SPRING	Mathematics	0	28	27	29	15
SPRING	Mathematics	1	30	33	27	10
SPRING	Mathematics	2	39	36	23	2
SPRING	Mathematics	3	37	19	35	9
FALL	Reading	0	27	33	37	4
SPRING	Reading	0	30	33	25	12
SPRING	Reading	1	47	21	23	9
SPRING	Reading	2	32	26	29	13
SPRING	Reading	3	31	20	34	15

Question 3 (continued): How are we performing relative to our local community?

Percent of Students Meeting or Exceeding Grade Level Proficiency as Measured by State Test Score

Georgia Milestones Assessment System 2017-2018

Test	Grade	Proficiency	School	District	State
Reading/English Language Arts	3	Distinguished	3.19	10.81	10.69
Reading/English Language Arts	3	Proficient	14.89	21.03	26.28
Mathematics	3	Distinguished	3.23	11.28	11.96
Mathematics	3	Proficient	35.48	27.36	33.82