

# KIPP Vision Primary

660 McWilliams Road SE, Atlanta GA 30315 • 404-537-5252 • www.kippmetroatlanta.org/kipp-vision-primary/

**School Leader(s): Terra Walker**

**Year Founded: 2013**

**Grades Served: K-4**

**Student Enrollment: 501**

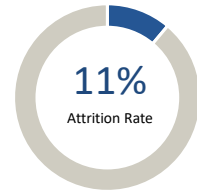
**Gender: 50% Male, 50% Female**

**Number of Teachers: 32**

## QUESTION 1 WHO ARE OUR STUDENTS?

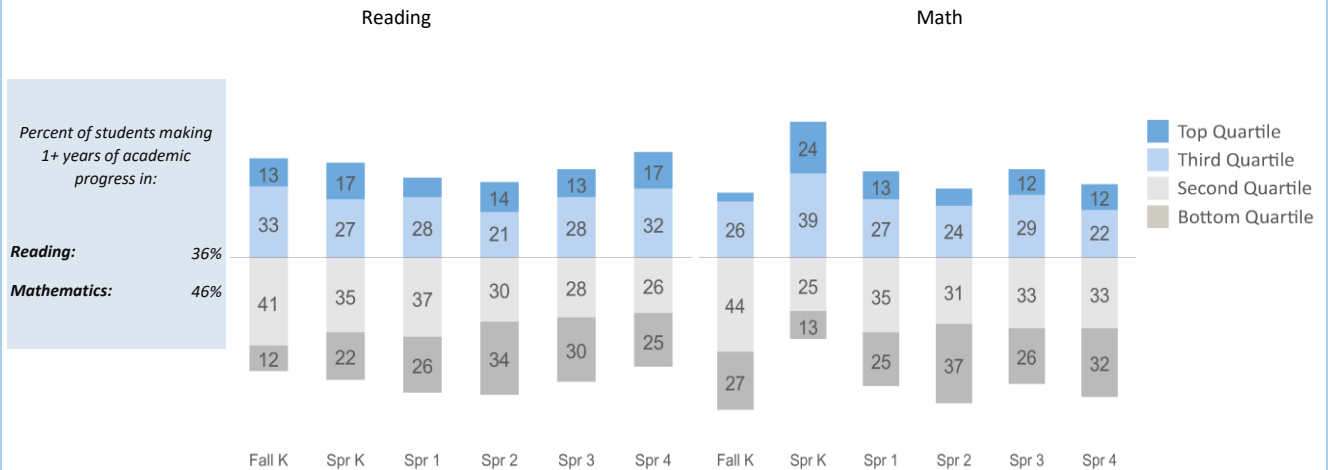
<b>CEP Eligible</b> Eligible for Free/ Reduced-Price Meals	<b>7%</b> Receive Special Education Services
<b>96%</b> Black or African American	<b>4%</b> Hispanic or Latino
<b>0%</b> Asian	<b>&lt;1%</b> Other
	<b>0%</b> White

## QUESTION 2 ARE OUR STUDENTS STAYING WITH US?

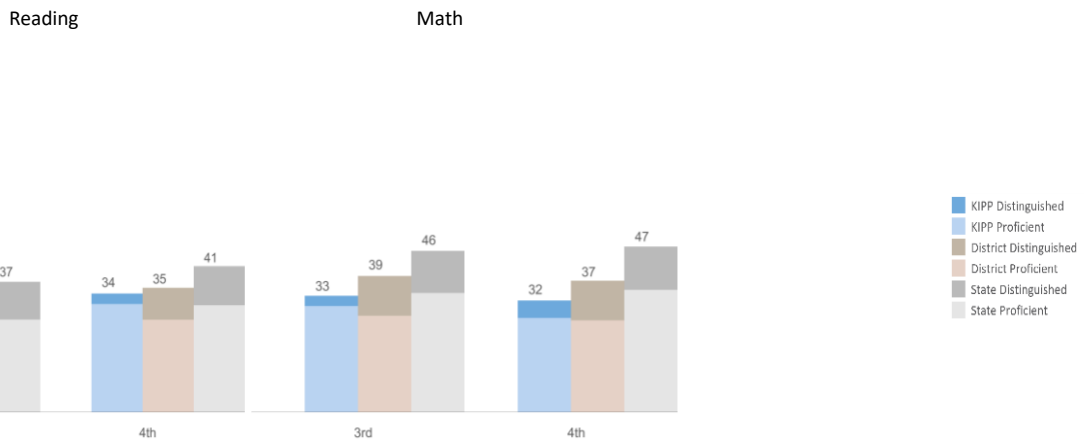


## QUESTION 3 ARE OUR STUDENTS PROGRESSING AND ACHIEVING ACADEMICALLY?

### ARE WE MAKING ENOUGH GROWTH TO REACH GRADE AND COLLEGE-READY LEVELS? Measures of Academic Progress (MAP) 2017-18



### HOW ARE WE PERFORMING RELATIVE TO OUR LOCAL COMMUNITY? Georgia Milestones Assessment System 2017-2018



The following pages were created to share KIPP Report Card data in a format that is compliant with the Americans with Disabilities Act.

<b>School Name</b>	<b>KIPP Vision Primary</b>
<b>Address</b>	660 McWilliams Road SE, Atlanta, GA 30315
<b>Phone Number</b>	404-537-5252
<b>Website</b>	<a href="http://www.kippmetroatlanta.org/kipp-vision-primary/">www.kippmetroatlanta.org/kipp-vision-primary/</a>
<b>School Leader(s)</b>	Terra Walker
<b>Year Founded</b>	2013
<b>Grades Served</b>	K-4
<b>Student Enrollment</b>	501
<b>Gender</b>	50% Male, 50% Female
<b>Number of Teachers</b>	32

**Question 1: Who are our students?**

<b>Eligible for Free/Reduced Price Meals</b>	CEP Eligible
<b>Receive Special Education Services</b>	7%
<b>African American</b>	96%
<b>Hispanic or Latino</b>	4%
<b>Asian</b>	0%
<b>Other</b>	<1%
<b>White</b>	0%

**Question 2: Are our students staying with us?**

<b>Attrition Rate</b>	11%
-----------------------	-----

**Question 3: Are our students progressing and achieving academically?**

*Percent of students making 1+ years of academic progress as measured by 2017-18 Measures of Academic Progress (MAP) exam*

<b>Reading</b>	36%
<b>Mathematics</b>	46%

**Data Footnotes**

**Question 3 (continued):** Are we making enough growth to reach grade and college-ready levels?

---

**Annual 2017-18 Measures of Academic Progress (MAP) Exam Performance - Quartiles**

Season	Test Name	Grade	Bottom (%)	3rd (%)	2nd (%)	Top (%)
FALL	Mathematics	0	27	44	26	4
SPRING	Mathematics	0	13	25	39	24
SPRING	Mathematics	1	25	35	27	13
SPRING	Mathematics	2	37	31	24	8
SPRING	Mathematics	3	26	33	29	12
SPRING	Mathematics	4	32	33	22	12
FALL	Reading	0	12	41	33	13
SPRING	Reading	0	22	35	27	17
SPRING	Reading	1	26	37	28	9
SPRING	Reading	2	34	30	21	14
SPRING	Reading	3	30	28	28	13
SPRING	Reading	4	25	26	32	17

**Question 3 (continued):** How are we performing relative to our local community?

Percent of Students Meeting or Exceeding Grade Level Proficiency as Measured by State Test Score

**Georgia Milestones Assessment System 2017-2018**

Test	Grade	Proficiency	School	District	State
Reading/English Language Arts	3	Distinguished	1.94	10.81	10.69
Reading/English Language Arts	3	Proficient	13.59	21.03	26.28
Reading/English Language Arts	4	Distinguished	2.97	9.07	11.08
Reading/English Language Arts	4	Proficient	30.69	26.23	30.34
Mathematics	3	Distinguished	2.91	11.28	11.96
Mathematics	3	Proficient	30.10	27.36	33.82
Mathematics	4	Distinguished	4.95	11.24	12.28
Mathematics	4	Proficient	26.73	26.06	34.71