

KIPP University Prep High School

239 Stark St, San Antonio TX 78204 • 210-290-8720 • www.kippsa.org/our-schools/kipp-university-prep/

School Leader(s): Tina DeValk & Abby Morton-Garland

Year Founded: 2009

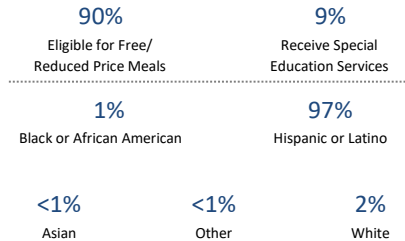
Grades Served: 9-12

Student Enrollment: 837

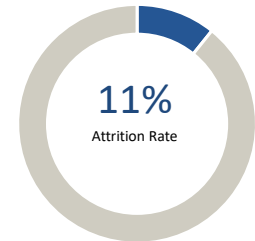
Gender: 51% Male, 49% Female

Number of Teachers: 61

QUESTION 1 WHO ARE OUR STUDENTS?



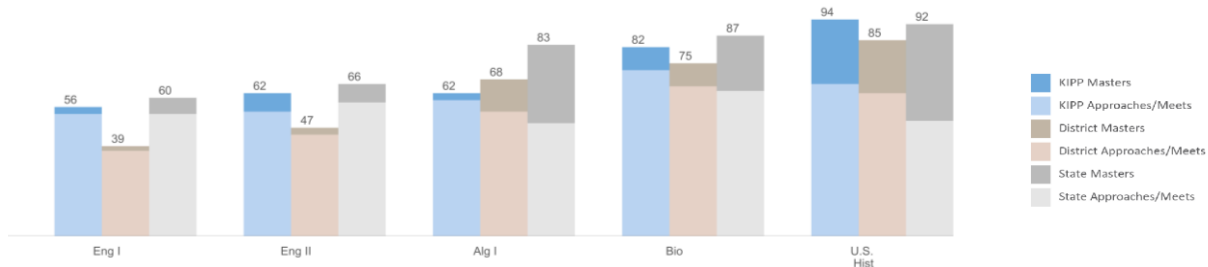
QUESTION 2 ARE OUR STUDENTS STAYING WITH US?



QUESTION 3 ARE OUR STUDENTS PROGRESSING AND ACHIEVING ACADEMICALLY?

HOW ARE WE PERFORMING RELATIVE TO OUR LOCAL COMMUNITY?

State of Texas Assessments of Academic Readiness - End of Course Exam 2017-2018



KIPP HIGH SCHOOL RESULTS FOR GRADUATING SENIORS

ACT Test Results

% Taking

97%

Average Score

18

AP Test Results

% Taking

N/A*

% Passing (score of 3+)

N/A*

QUESTION 4 ARE OUR ALUMNI CLIMBING THE MOUNTAIN TO AND THROUGH COLLEGE?

% of Students completing high school in 4 years

94%

and
0% of KIPPsters
still persisting in high school

All school, district and state scores reflect a combination of tests taken in English and Spanish. According to the Texas Education Agency, the Spanish-language tests assess the same grade-level academic skills as the English-language tests. State test scores for the 5th and 8th grade include data from the first test administration only. District data for Algebra II and English III are suppressed by the DOE.

*KIPP University Prep High School is an IB For All school and requires students to complete the International Baccalaureate exams across six subject areas. They are excluded from the AP data above.

The following pages were created to share KIPP Report Card data in a format that is compliant with the Americans with Disabilities Act.

School Name	KIPP University Prep High School
Address	239 Stark St, San Antonio, TX 78204
Phone Number	210-290-8720
Website	www.kipp.org/our-schools/kipp-university-prep/
School Leader(s)	Tina DeValk & Abby Morton-Garland
Year Founded	2009
Grades Served	9-12
Student Enrollment	837
Gender	51% Male, 49% Female
Number of Teachers	61

Question 1: Who are our students?

Eligible for Free/Reduced Price Meals	90%
Receive Special Education Services	9%
African American	1%
Hispanic or Latino	97%
Asian	<1%
Other	<1%
White	2%

Question 2: Are our students staying with us?

Attrition Rate	11%
-----------------------	-----

Question 3: Are our students progressing and achieving academically?

KIPP High School Results for Graduating Seniors

ACT Test Results

% Students Taking Test	97%
Average Test Score	18

AP Test Results

% Students Taking Test	N/A
% Passing (score of 3+)	N/A

Question 4: Are our alumni climbing the mountain to and through college?

% of Students completing high school in 4 years	94%
KIPPsters still persisting in high school	0%

Data Footnotes

All school, district and state scores reflect a combination of tests taken in English and Spanish. According to the Texas Education Agency, the Spanish-language tests assess the same grade-level academic skills as the English-language tests. State test scores for the 5th and 8th grade include data from the first test administration only. District data for Algebra II and English III are suppressed by the DOE.

KIPP University Prep High School is an IB For All school and requires students to complete the International Baccalaureate exams across six subject areas. They are excluded from the AP data above.

Question 3 (continued): How are we performing relative to our local community?

Percent of Students Meeting or Exceeding Grade Level Proficiency as Measured by State Test Score

State of Texas Assessments of Academic Readiness - End of Course Exam 2017-2018

Grade 99 reflects a course-based exam taken by multiple grades.

Test	Grade	Proficiency	School	District	State
English I	99	Masters	3.00	2.00	7.00
English I	99	Approaches/Meets	53.00	37.00	53.00
English II	99	Masters	8.00	3.00	8.00
English II	99	Approaches/Meets	54.00	44.00	58.00
Algebra I	99	Masters	3.00	14.00	34.00
Algebra I	99	Approaches/Meets	59.00	54.00	49.00
Biology	99	Masters	10.00	10.00	24.00
Biology	99	Approaches/Meets	72.00	65.00	63.00
US History	99	Masters	28.00	23.00	42.00
US History	99	Approaches/Meets	66.00	62.00	50.00