

# KIPP Un Mundo Dual Language Academy

4343 Commerce Street, San Antonio TX 78237 • 210-824-1905 • [www.kipp.org/our-schools/kipp-un-mundo-dual-language-academy/](http://www.kipp.org/our-schools/kipp-un-mundo-dual-language-academy/)

**School Leader(s):** Lorraine Bernal

**Year Founded:** 2012

**Grades Served:** K-4

**Student Enrollment:** 667

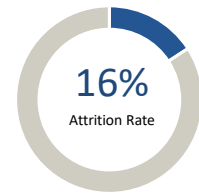
**Gender:** 49% Male, 51% Female

**Number of Teachers:** 32

## QUESTION 1 WHO ARE OUR STUDENTS?

90%	7%	
Eligible for Free/ Reduced-Price Meals	Receive Special Education Services	
3%	96%	
Black or African American	Hispanic or Latino	
0%	<1%	1%
Asian	Other	White

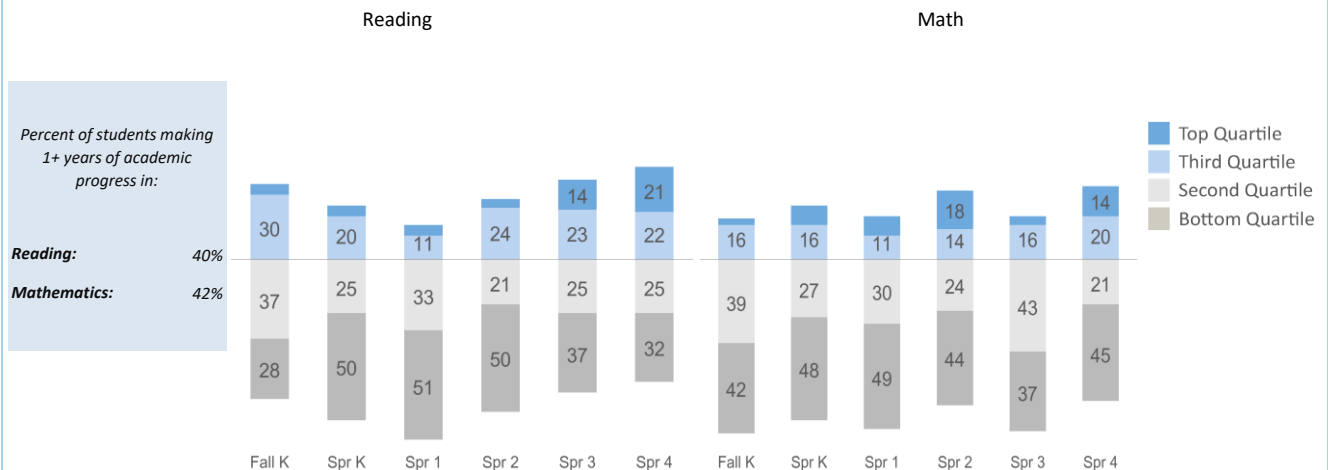
## QUESTION 2 ARE OUR STUDENTS STAYING WITH US?



## QUESTION 3 ARE OUR STUDENTS PROGRESSING AND ACHIEVING ACADEMICALLY?

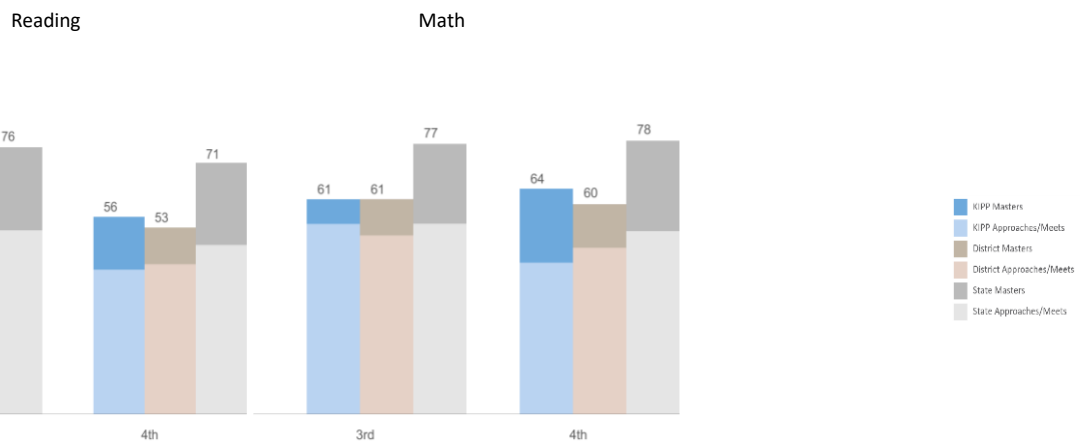
### ARE WE MAKING ENOUGH GROWTH TO REACH GRADE AND COLLEGE-READY LEVELS?

Measures of Academic Progress (MAP) 2017-18



### HOW ARE WE PERFORMING RELATIVE TO OUR LOCAL COMMUNITY?

State of Texas Assessments of Academic Readiness 2017-2018



All school, district and state scores reflect a combination of tests taken in English and Spanish. According to the Texas Education Agency, the Spanish-language tests assess the same grade-level academic skills as the English-language tests.

The following pages were created to share KIPP Report Card data in a format that is compliant with the Americans with Disabilities Act.

---

<b>School Name</b>	<b>KIPP Un Mundo Dual Language Academy</b>
<b>Address</b>	4343 Commerce Street, San Antonio, TX 78237
<b>Phone Number</b>	210-824-1905
<b>Website</b>	<a href="http://www.kippsa.org/our-schools/kipp-un-mundo-dual-language-academy/">www.kippsa.org/our-schools/kipp-un-mundo-dual-language-academy/</a>
<b>School Leader(s)</b>	Lorraine Bernal
<b>Year Founded</b>	2012
<b>Grades Served</b>	K-4
<b>Student Enrollment</b>	667
<b>Gender</b>	49% Male, 51% Female
<b>Number of Teachers</b>	32

---

**Question 1: Who are our students?**

<b>Eligible for Free/Reduced Price Meals</b>	90%
<b>Receive Special Education Services</b>	7%
<b>African American</b>	3%
<b>Hispanic or Latino</b>	96%
<b>Asian</b>	0%
<b>Other</b>	<1%
<b>White</b>	1%

---

**Question 2: Are our students staying with us?**

<b>Attrition Rate</b>	16%
-----------------------	-----

---

**Question 3: Are our students progressing and achieving academically?**

*Percent of students making 1+ years of academic progress as measured by 2017-18 Measures of Academic Progress (MAP) exam*

<b>Reading</b>	40%
<b>Mathematics</b>	42%

---

**Data Footnotes**

All school, district and state scores reflect a combination of tests taken in English and Spanish. According to the Texas Education Agency, the Spanish-language tests assess the same grade-level academic skills as the English-language tests.

**Question 3 (continued):** Are we making enough growth to reach grade and college-ready levels?

---

**Annual 2017-18 Measures of Academic Progress (MAP) Exam Performance - Quartiles**

Season	Test Name	Grade	Bottom (%)	3rd (%)	2nd (%)	Top (%)
FALL	Mathematics	0	42	39	16	3
SPRING	Mathematics	0	48	27	16	9
SPRING	Mathematics	1	49	30	11	9
SPRING	Mathematics	2	44	24	14	18
SPRING	Mathematics	3	37	43	16	4
SPRING	Mathematics	4	45	21	20	14
FALL	Reading	0	28	37	30	5
SPRING	Reading	0	50	25	20	5
SPRING	Reading	1	51	33	11	5
SPRING	Reading	2	50	21	24	4
SPRING	Reading	3	37	25	23	14
SPRING	Reading	4	32	25	22	21

**Question 3 (continued):** How are we performing relative to our local community?

Percent of Students Meeting or Exceeding Grade Level Proficiency as Measured by State Test Score

**State of Texas Assessments of Academic Readiness 2017-2018**

Test	Grade	Proficiency	School	District	State
Reading	3	Masters	13.00	11.74	23.57
Reading	3	Approaches/Meets	48.00	48.93	52.17
Reading	4	Masters	15.00	10.42	23.35
Reading	4	Approaches/Meets	41.00	42.53	48.00
Mathematics	3	Masters	7.00	10.29	22.67
Mathematics	3	Approaches/Meets	54.00	50.73	54.04
Mathematics	4	Masters	21.00	12.36	25.68
Mathematics	4	Approaches/Meets	43.00	47.21	51.93