

KIPP St. Louis High School

706 N Jefferson Ave, St. Louis MO 63103 • 314-241-1030 • <http://www.kippstl.org>

School Leader(s): Nicole Niewald & Tanesia Simmons

Year Founded: 2017

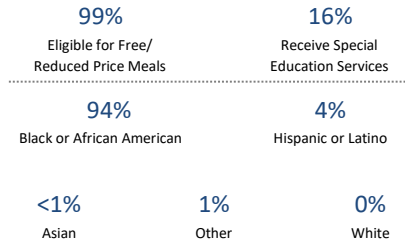
Grades Served: 9-10

Student Enrollment: 216

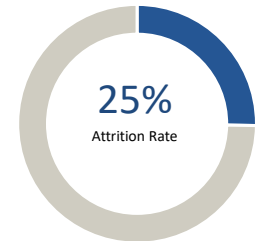
Gender: 55% Male, 45% Female

Number of Teachers: 17

QUESTION 1 WHO ARE OUR STUDENTS?



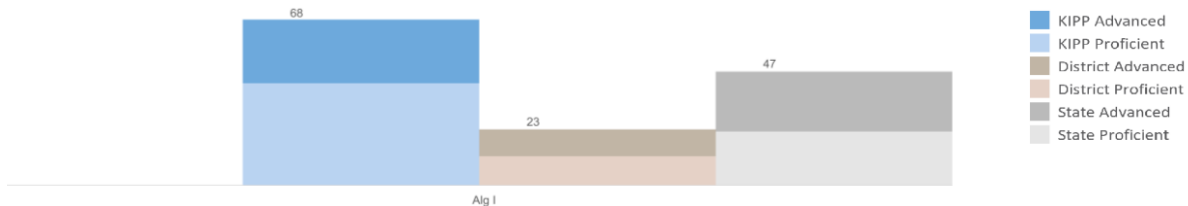
QUESTION 2 ARE OUR STUDENTS STAYING WITH US?



QUESTION 3 ARE OUR STUDENTS PROGRESSING AND ACHIEVING ACADEMICALLY?

HOW ARE WE PERFORMING RELATIVE TO OUR LOCAL COMMUNITY?

Missouri Assessment Program 2017-2018



KIPP HIGH SCHOOL RESULTS FOR GRADUATING SENIORS

ACT/SAT Test Results

% Taking

Average Score

No Graduating Seniors

No Graduating Seniors

AP Test Results

% Taking

% Passing (score of 3+)

No Graduating Seniors

No Graduating Seniors

QUESTION 4 ARE OUR ALUMNI CLIMBING THE MOUNTAIN TO AND THROUGH COLLEGE?

% of Students completing high school in 4 years

No Graduating Seniors

and
N/A of KIPPsters
still persisting in high school

The following pages were created to share KIPP Report Card data in a format that is compliant with the Americans with Disabilities Act.

School Name	KIPP St. Louis High School
Address	706 N Jefferson Ave, St. Louis, MO 63103
Phone Number	314-241-1030
Website	http://www.kippstl.org
School Leader(s)	Nicole Niewald & Tanesia Simmons
Year Founded	2017
Grades Served	9-10
Student Enrollment	216
Gender	55% Male, 45% Female
Number of Teachers	17

Question 1: Who are our students?

Eligible for Free/Reduced Price Meals	99%
Receive Special Education Services	16%
African American	94%
Hispanic or Latino	4%
Asian	<1%
Other	1%
White	0%

Question 2: Are our students staying with us?

Attrition Rate	25%
-----------------------	-----

Question 3: Are our students progressing and achieving academically?

KIPP High School Results for Graduating Seniors

ACT/SAT Test Results

% Students Taking Test	No Graduating Seniors
Average Test Score	No Graduating Seniors

AP Test Results

% Students Taking Test	No Graduating Seniors
% Passing (score of 3+)	No Graduating Seniors

Question 4: Are our alumni climbing the mountain to and through college?

% of Students completing high school in 4 years	No Graduating Seniors
KIPPsters still persisting in high school	N/A

Data Footnotes

Question 3 (continued): How are we performing relative to our local community?

Percent of Students Meeting or Exceeding Grade Level Proficiency as Measured by State Test Score

Missouri Assessment Program 2017-2018

Grade 99 reflects a course-based exam taken by multiple grades.

Test	Grade	Proficiency	School	District	State
Algebra I	99	Advanced	26	11	25
Algebra I	99	Proficient	42	12	22