

# KIPP San Francisco College Preparatory

1195 Hudson Avenue, San Francisco CA 94124 • 415-643-6951 • [www.kippbayarea.org/schools/sfcollegeprep](http://www.kippbayarea.org/schools/sfcollegeprep)

**School Leader(s): Savina Woodyard**

**Year Founded: 2013**

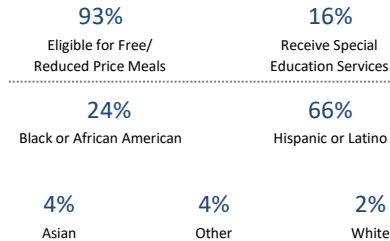
**Grades Served: 9-12**

**Student Enrollment: 402**

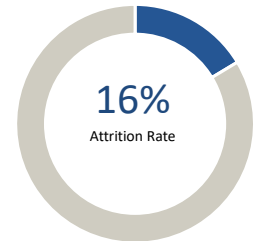
**Gender: 49% Male, 51% Female**

**Number of Teachers: 29**

## QUESTION 1 WHO ARE OUR STUDENTS?



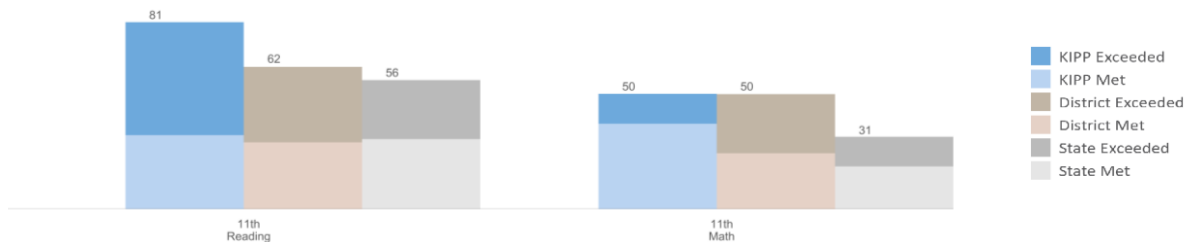
## QUESTION 2 ARE OUR STUDENTS STAYING WITH US?



## QUESTION 3 ARE OUR STUDENTS PROGRESSING AND ACHIEVING ACADEMICALLY?

### HOW ARE WE PERFORMING RELATIVE TO OUR LOCAL COMMUNITY?

Smarter Balanced Assessment Consortium 2017-2018



### KIPP HIGH SCHOOL RESULTS FOR GRADUATING SENIORS

#### ACT Test Results

% Taking

**98%**

Average Score

**19**

#### AP Test Results

% Taking

**93%**

% Passing (score of 3+)

**51%**

## QUESTION 4 ARE OUR ALUMNI CLIMBING THE MOUNTAIN TO AND THROUGH COLLEGE?

% of Students completing high school in 4 years

**89%**

and  
8% of KIPPsters  
still persisting in high school

The following pages were created to share KIPP Report Card data in a format that is compliant with the Americans with Disabilities Act.

<b>School Name</b>	<b>KIPP San Francisco College Preparatory</b>
<b>Address</b>	1195 Hudson Avenue, San Francisco, CA 94124
<b>Phone Number</b>	415-643-6951
<b>Website</b>	www.kippbayarea.org/schools/sfcollegeprep
<b>School Leader(s)</b>	Savina Woodyard
<b>Year Founded</b>	2013
<b>Grades Served</b>	9-12
<b>Student Enrollment</b>	402
<b>Gender</b>	49% Male, 51% Female
<b>Number of Teachers</b>	29

**Question 1: Who are our students?**

<b>Eligible for Free/Reduced Price Meals</b>	93%
<b>Receive Special Education Services</b>	16%
<b>African American</b>	24%
<b>Hispanic or Latino</b>	66%
<b>Asian</b>	4%
<b>Other</b>	4%
<b>White</b>	2%

**Question 2: Are our students staying with us?**

<b>Attrition Rate</b>	16%
-----------------------	-----

**Question 3: Are our students progressing and achieving academically?**

KIPP High School Results for Graduating Seniors

**ACT Test Results**

<b>% Students Taking Test</b>	98%
<b>Average Test Score</b>	19

**AP Test Results**

<b>% Students Taking Test</b>	93%
<b>% Passing (score of 3+)</b>	51%

**Question 4: Are our alumni climbing the mountain to and through college?**

<b>% of Students completing high school in 4 years</b>	89%
<b>KIPPsters still persisting in high school</b>	8%

**Data Footnotes**

**Question 3 (continued):** How are we performing relative to our local community?

Percent of Students Meeting or Exceeding Grade Level Proficiency as Measured by State Test Score

**Smarter Balanced Assessment Consortium 2017-2018**

**Grade 99 reflects a course-based exam taken by multiple grades.**

Test	Grade	Proficiency	School	District	State
Reading/English Language Arts	11	Exceeded	49.06	32.78	25.59
Reading/English Language Arts	11	Met	32.08	28.94	30.37
Mathematics	11	Exceeded	12.96	25.65	12.89
Mathematics	11	Met	37.04	24.23	18.48