

# KIPP Pride High School

320 Pleasant Hill Road, Gaston NC 27832 • 252-308-6932 • [www.kippenc.org/school-details/kipp-gcp-pride-high-school/](http://www.kippenc.org/school-details/kipp-gcp-pride-high-school/)

**School Leader(s):** Shanae McWhite & Keith Starr

**Year Founded:** 2005

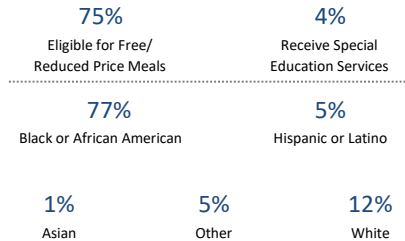
**Grades Served:** 9-12

**Student Enrollment:** 366

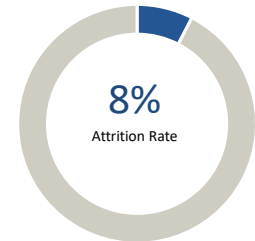
**Gender:** 45% Male, 55% Female

**Number of Teachers:** 33

## QUESTION 1 WHO ARE OUR STUDENTS?



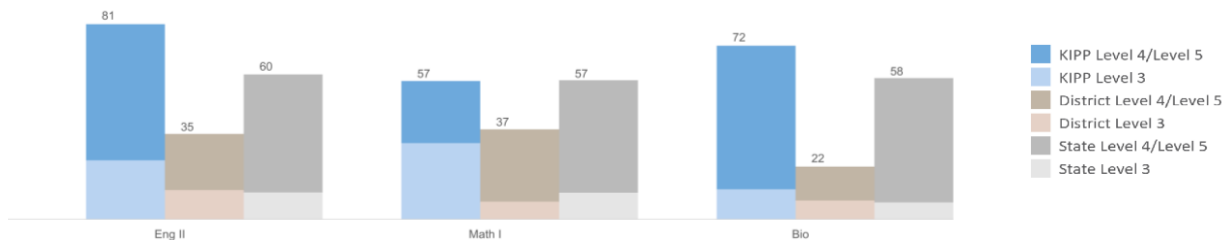
## QUESTION 2 ARE OUR STUDENTS STAYING WITH US?



## QUESTION 3 ARE OUR STUDENTS PROGRESSING AND ACHIEVING ACADEMICALLY?

### HOW ARE WE PERFORMING RELATIVE TO OUR LOCAL COMMUNITY?

North Carolina End of Course 2017-2018



### KIPP HIGH SCHOOL RESULTS FOR GRADUATING SENIORS

#### ACT Test Results

% Taking

**100%**

Average Score

**20**

#### AP Test Results

% Taking

**100%**

% Passing (score of 3+)

**24%**

## QUESTION 4 ARE OUR ALUMNI CLIMBING THE MOUNTAIN TO AND THROUGH COLLEGE?

% of Students completing high school in 4 years

**83%**

and  
6% of KIPPsters  
still persisting in high school

The following pages were created to share KIPP Report Card data in a format that is compliant with the Americans with Disabilities Act.

<b>School Name</b>	<b>KIPP Pride High School</b>
<b>Address</b>	320 Pleasant Hill Road, Gaston, NC 27832
<b>Phone Number</b>	252-308-6932
<b>Website</b>	www.kippenc.org/school-details/kipp-gcp-pride-high-school/
<b>School Leader(s)</b>	Shanae McWhite & Keith Starr
<b>Year Founded</b>	2005
<b>Grades Served</b>	9-12
<b>Student Enrollment</b>	366
<b>Gender</b>	45% Male, 55% Female
<b>Number of Teachers</b>	33

**Question 1: Who are our students?**

<b>Eligible for Free/Reduced Price Meals</b>	75%
<b>Receive Special Education Services</b>	4%
<b>African American</b>	77%
<b>Hispanic or Latino</b>	5%
<b>Asian</b>	1%
<b>Other</b>	5%
<b>White</b>	12%

**Question 2: Are our students staying with us?**

<b>Attrition Rate</b>	8%
-----------------------	----

**Question 3: Are our students progressing and achieving academically?**

KIPP High School Results for Graduating Seniors

**ACT Test Results**

% Students Taking Test	100%
Average Test Score	20

**AP Test Results**

% Students Taking Test	100%
% Passing (score of 3+)	24%

**Question 4: Are our alumni climbing the mountain to and through college?**

% of Students completing high school in 4 years	83%
KIPPsters still persisting in high school	6%

**Data Footnotes**

**Question 3 (continued):** How are we performing relative to our local community?

Percent of Students Meeting or Exceeding Grade Level Proficiency as Measured by State Test Score

**North Carolina End of Course 2017-2018**

**Grade 99 reflects a course-based exam taken by multiple grades.**

Test	Grade	Proficiency	School	District	State
English II	99	Level 3	24.30	12.00	11.00
English II	99	Level 4/Level 5	56.30	23.20	48.80
Mathematics I	99	Level 3	31.40	7.20	10.90
Mathematics I	99	Level 4/Level 5	25.70	29.90	46.50
Biology	99	Level 3	12.30	7.70	6.90
Biology	99	Level 4/Level 5	59.40	14.00	51.40