

KIPP Northeast Elementary

4635 Walden Street, Denver CO 80249 • 720-452-2551 • kippcolorado.org/kne

School Leader(s): Lindsey Lorehn

Year Founded: 2015

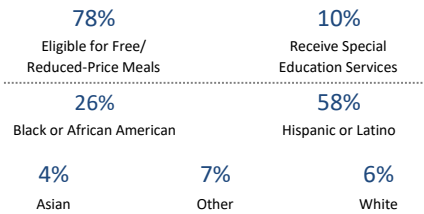
Grades Served: P4-4

Student Enrollment: 484

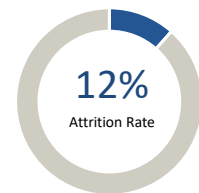
Gender: 51% Male, 49% Female

Number of Teachers: 28

QUESTION 1 WHO ARE OUR STUDENTS?



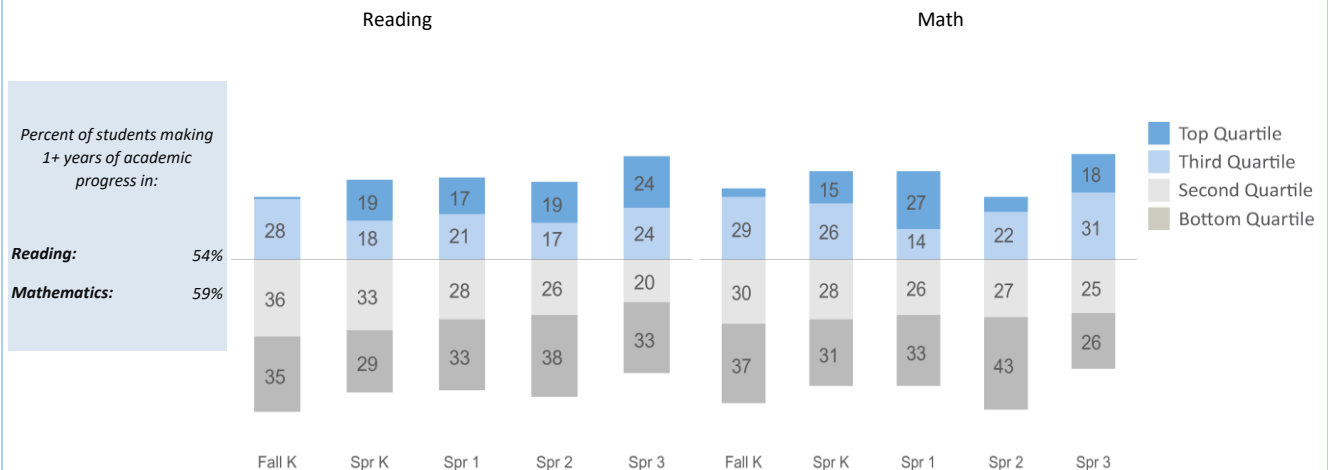
QUESTION 2 ARE OUR STUDENTS STAYING WITH US?



QUESTION 3 ARE OUR STUDENTS PROGRESSING AND ACHIEVING ACADEMICALLY?

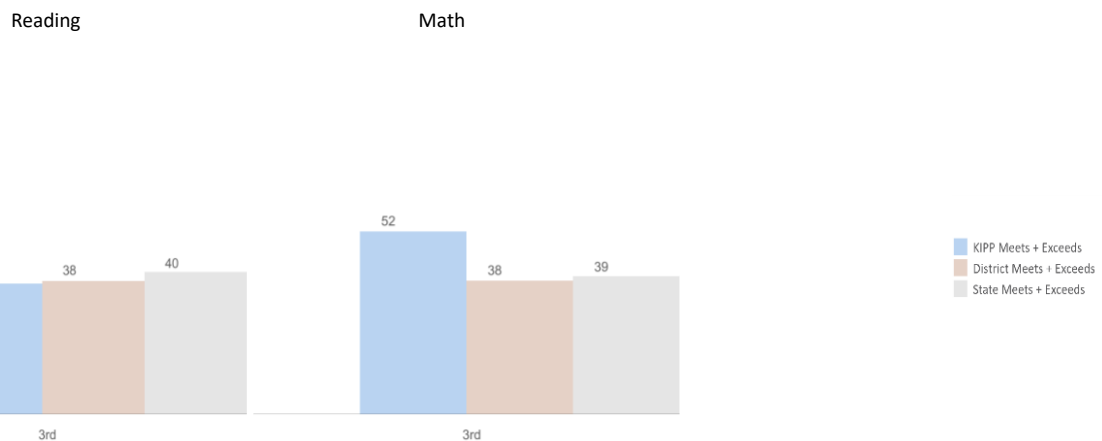
ARE WE MAKING ENOUGH GROWTH TO REACH GRADE AND COLLEGE-READY LEVELS?

Measures of Academic Progress (MAP) 2017-18



HOW ARE WE PERFORMING RELATIVE TO OUR LOCAL COMMUNITY?

Colorado Measures of Academic Success 2017-2018



The following pages were created to share KIPP Report Card data in a format that is compliant with the Americans with Disabilities Act.

School Name	KIPP Northeast Elementary
Address	4635 Walden Street, Denver, CO 80249
Phone Number	720-452-2551
Website	kippcolorado.org/kne
School Leader(s)	Lindsey Lorehn
Year Founded	2015
Grades Served	P4-4
Student Enrollment	484
Gender	51% Male, 49% Female
Number of Teachers	28

Question 1: Who are our students?

Eligible for Free/Reduced Price Meals	78%
Receive Special Education Services	10%
African American	26%
Hispanic or Latino	58%
Asian	4%
Other	7%
White	6%

Question 2: Are our students staying with us?

Attrition Rate	12%
-----------------------	-----

Question 3: Are our students progressing and achieving academically?

Percent of students making 1+ years of academic progress as measured by 2017-18 Measures of Academic Progress (MAP) exam

Reading	54%
Mathematics	59%

Data Footnotes

Question 3 (continued): Are we making enough growth to reach grade and college-ready levels?

Annual 2017-18 Measures of Academic Progress (MAP) Exam Performance - Quartiles

Season	Test Name	Grade	Bottom (%)	3rd (%)	2nd (%)	Top (%)
FALL	Mathematics	0	37	30	29	4
SPRING	Mathematics	0	31	28	26	15
SPRING	Mathematics	1	33	26	14	27
SPRING	Mathematics	2	43	27	22	7
SPRING	Mathematics	3	26	25	31	18
FALL	Reading	0	35	36	28	1
SPRING	Reading	0	29	33	18	19
SPRING	Reading	1	33	28	21	17
SPRING	Reading	2	38	26	17	19
SPRING	Reading	3	33	20	24	24

Question 3 (continued): How are we performing relative to our local community?

Percent of Students Meeting or Exceeding Grade Level Proficiency as Measured by State Test Score

Colorado Measures of Academic Success 2017-2018

Test	Grade	Proficiency	School	District	State
Reading/English Language Arts	3	Meets + Exceeds	37.04	37.77	40.35
Mathematics	3	Meets + Exceeds	51.85	37.87	39.11