

# KIPP Nashville College Prep

3410 Knight Drive, Nashville TN 37207 • 615-226-4484 opt 2 • [www.kippnashville.org/schools-programs/kipp-nashville-college-prep/](http://www.kippnashville.org/schools-programs/kipp-nashville-college-prep/)

**School Leader(s): Nikki Olszewski**

**Year Founded: 2013**

**Grades Served: 5-8**

**Student Enrollment: 387**

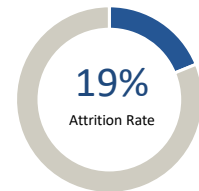
**Gender: 55% Male, 45% Female**

**Number of Teachers: 20**

## QUESTION 1 WHO ARE OUR STUDENTS?

<b>CEP Eligible</b>	<b>11%</b>
Eligible for Free/Reduced-Price Meals	Receive Special Education Services
<b>80%</b>	<b>13%</b>
Black or African American	Hispanic or Latino
<b>1%</b>	<b>2%</b>
Asian	Other
	<b>3%</b>
	White

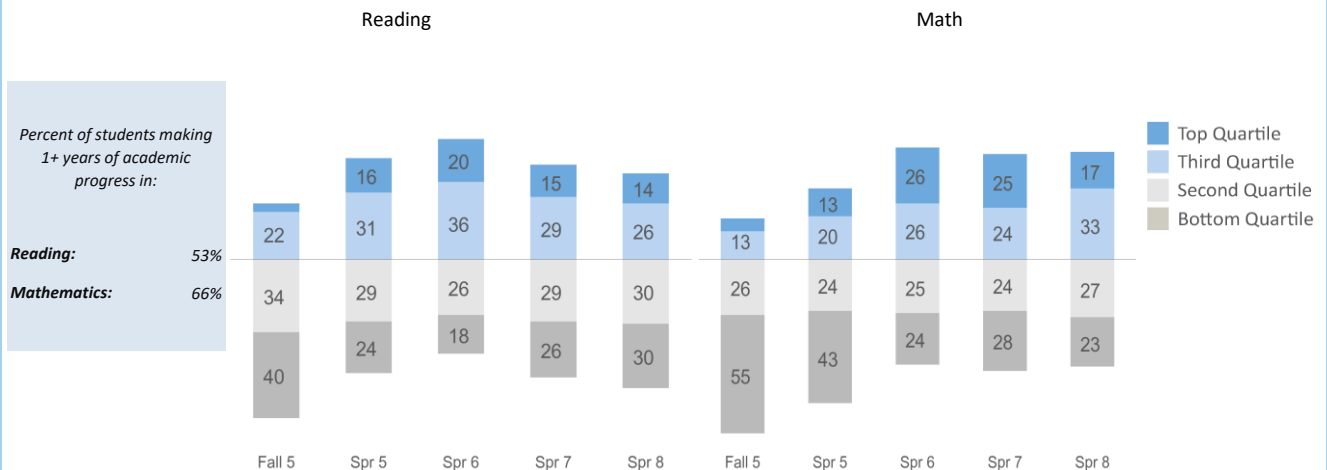
## QUESTION 2 ARE OUR STUDENTS STAYING WITH US?



## QUESTION 3 ARE OUR STUDENTS PROGRESSING AND ACHIEVING ACADEMICALLY?

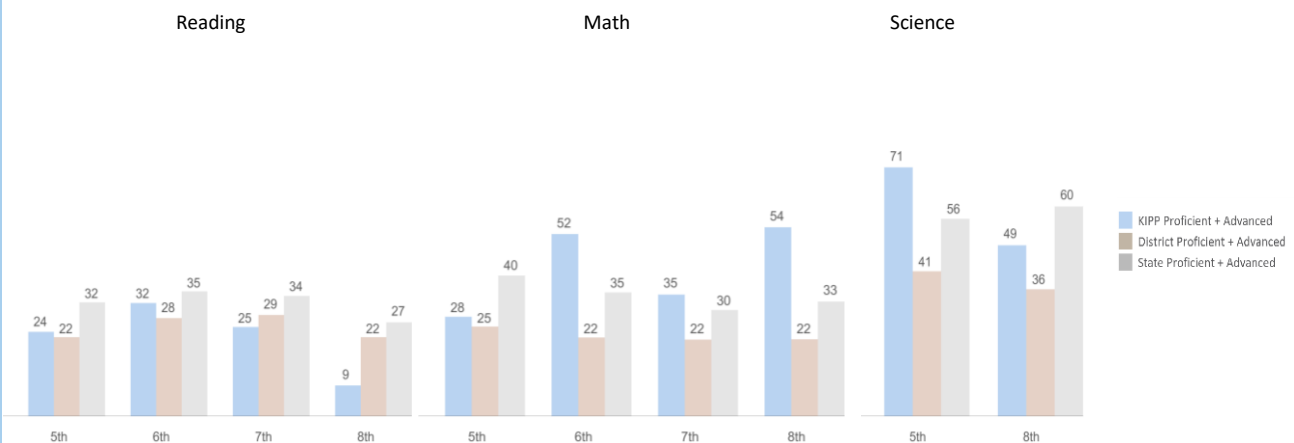
### ARE WE MAKING ENOUGH GROWTH TO REACH GRADE AND COLLEGE-READY LEVELS?

Measures of Academic Progress (MAP) 2017-18



### HOW ARE WE PERFORMING RELATIVE TO OUR LOCAL COMMUNITY?

Tennessee Comprehensive Assessment Program 2017-2018



Public state test results from the DOE had strict suppression rules, therefore, passing scores are collected as a sum of "Proficient" and "Advanced."

The following pages were created to share KIPP Report Card data in a format that is compliant with the Americans with Disabilities Act.

---

<b>School Name</b>	<b>KIPP Nashville College Prep</b>
<b>Address</b>	3410 Knight Drive, Nashville, TN 37207
<b>Phone Number</b>	615-226-4484 opt 2
<b>Website</b>	<a href="http://www.kippnashville.org/schools-programs/kipp-nashville-college-prep/">www.kippnashville.org/schools-programs/kipp-nashville-college-prep/</a>
<b>School Leader(s)</b>	Nikki Olszewski
<b>Year Founded</b>	2013
<b>Grades Served</b>	5-8
<b>Student Enrollment</b>	387
<b>Gender</b>	55% Male, 45% Female
<b>Number of Teachers</b>	20

---

**Question 1: Who are our students?**

---

<b>Eligible for Free/Reduced Price Meals</b>	CEP Eligible
<b>Receive Special Education Services</b>	11%
<b>African American</b>	80%
<b>Hispanic or Latino</b>	13%
<b>Asian</b>	1%
<b>Other</b>	2%
<b>White</b>	3%

---

**Question 2: Are our students staying with us?**

---

<b>Attrition Rate</b>	19%
-----------------------	-----

---

**Question 3: Are our students progressing and achieving academically?**

---

*Percent of students making 1+ years of academic progress as measured by 2017-18 Measures of Academic Progress (MAP) exam*

<b>Reading</b>	53%
<b>Mathematics</b>	66%

---

**Data Footnotes**

Public state test results from the DOE had strict suppression rules, therefore, passing scores are collected as a sum of "Proficient" and "Advanced."

**Question 3 (continued):** Are we making enough growth to reach grade and college-ready levels?

---

**Annual 2017-18 Measures of Academic Progress (MAP) Exam Performance - Quartiles**

Season	Test Name	Grade	Bottom (%)	3rd (%)	2nd (%)	Top (%)
FALL	Mathematics	5	55	26	13	6
SPRING	Mathematics	5	43	24	20	13
SPRING	Mathematics	6	24	25	26	26
SPRING	Mathematics	7	28	24	24	25
SPRING	Mathematics	8	23	27	33	17
FALL	Reading	5	40	34	22	4
SPRING	Reading	5	24	29	31	16
SPRING	Reading	6	18	26	36	20
SPRING	Reading	7	26	29	29	15
SPRING	Reading	8	30	30	26	14

**Question 3 (continued):** How are we performing relative to our local community?

Percent of Students Meeting or Exceeding Grade Level Proficiency as Measured by State Test Score

**Tennessee Comprehensive Assessment Program 2017-2018**

Test	Grade	Proficiency	School	District	State
English Language Arts	5	Proficient + Advanced	23.90	22.40	32.30
English Language Arts	6	Proficient + Advanced	32.10	27.80	35.40
English Language Arts	7	Proficient + Advanced	25.30	28.70	34.10
English Language Arts	8	Proficient + Advanced	8.70	22.40	26.60
Mathematics	5	Proficient + Advanced	28.20	25.40	39.90
Mathematics	6	Proficient + Advanced	51.70	22.30	35.10
Mathematics	7	Proficient + Advanced	34.50	21.70	30.10
Mathematics	8	Proficient + Advanced	53.60	21.80	32.50
Science	5	Proficient + Advanced	70.60	41.10	56.00
Science	8	Proficient + Advanced	48.50	36.00	59.50