

KIPP Morial Primary

7701 Grant Street, New Orleans LA 70126 • 504-592-8520 • morial.kippneworleans.org

School Leader(s): Mark Burton

Year Founded: 2006

Grades Served: P4-5

Student Enrollment: 665

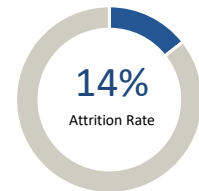
Gender: 52% Male, 48% Female

Number of Teachers: 48

QUESTION 1 WHO ARE OUR STUDENTS?

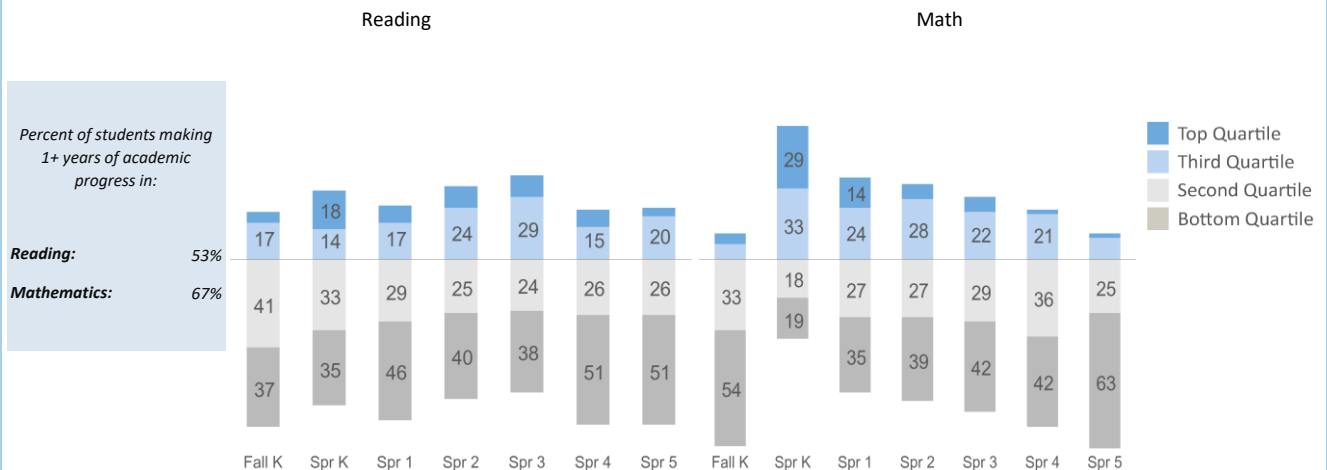
CEP Eligible Eligible for Free/ Reduced-Price Meals	12% Receive Special Education Services
93% Black or African American	6% Hispanic or Latino
0% Asian	1% Other
	<1% White

QUESTION 2 ARE OUR STUDENTS STAYING WITH US?

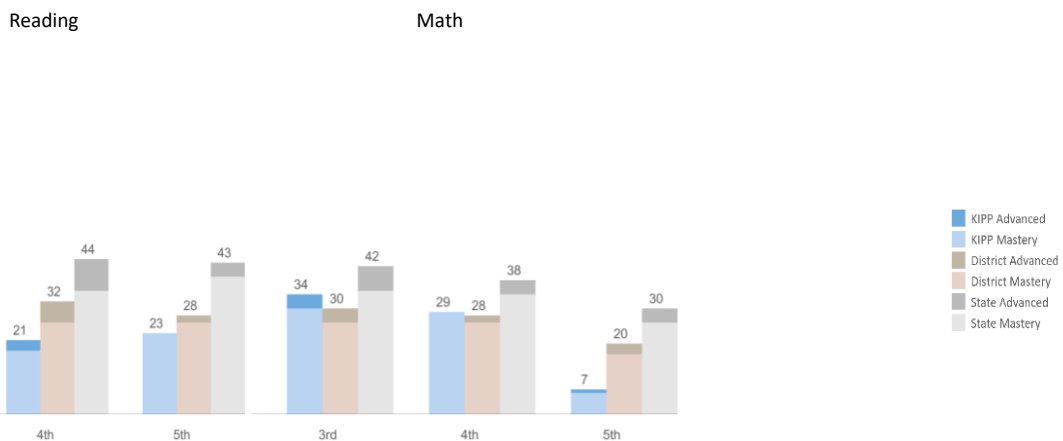


QUESTION 3 ARE OUR STUDENTS PROGRESSING AND ACHIEVING ACADEMICALLY?

ARE WE MAKING ENOUGH GROWTH TO REACH GRADE AND COLLEGE-READY LEVELS? Measures of Academic Progress (MAP) 2017-18



HOW ARE WE PERFORMING RELATIVE TO OUR LOCAL COMMUNITY? Louisiana Educational Assessment Program (LEAP) 2017-2018



The following pages were created to share KIPP Report Card data in a format that is compliant with the Americans with Disabilities Act.

School Name	KIPP Morial Primary
Address	7701 Grant Street, New Orleans, LA 70126
Phone Number	504-592-8520
Website	morial.kippneworleans.org
School Leader(s)	Mark Burton
Year Founded	2006
Grades Served	P4-5
Student Enrollment	665
Gender	52% Male, 48% Female
Number of Teachers	48

Question 1: Who are our students?

Eligible for Free/Reduced Price Meals	CEP Eligible
Receive Special Education Services	12%
African American	93%
Hispanic or Latino	6%
Asian	0%
Other	1%
White	<1%

Question 2: Are our students staying with us?

Attrition Rate	14%
-----------------------	-----

Question 3: Are our students progressing and achieving academically?

Percent of students making 1+ years of academic progress as measured by 2017-18 Measures of Academic Progress (MAP) exam

Reading	53%
Mathematics	67%

Data Footnotes

Question 3 (continued): Are we making enough growth to reach grade and college-ready levels?

Annual 2017-18 Measures of Academic Progress (MAP) Exam Performance - Quartiles

Season	Test Name	Grade	Bottom (%)	3rd (%)	2nd (%)	Top (%)
FALL	Mathematics	0	54	33	7	5
SPRING	Mathematics	0	19	18	33	29
SPRING	Mathematics	1	35	27	24	14
SPRING	Mathematics	2	39	27	28	7
SPRING	Mathematics	3	42	29	22	7
SPRING	Mathematics	4	42	36	21	2
SPRING	Mathematics	5	63	25	10	2
FALL	Reading	0	37	41	17	5
SPRING	Reading	0	35	33	14	18
SPRING	Reading	1	46	29	17	8
SPRING	Reading	2	40	25	24	10
SPRING	Reading	3	38	24	29	10
SPRING	Reading	4	51	26	15	8
SPRING	Reading	5	51	26	20	4

Question 3 (continued): How are we performing relative to our local community?

Percent of Students Meeting or Exceeding Grade Level Proficiency as Measured by State Test Score

Louisiana Educational Assessment Program (LEAP) 2017-2018

Test	Grade	Proficiency	School	District	State
English Language Arts	3	Mastery	19.00	29.00	40.00
English Language Arts	3	Advanced	5.00	5.00	6.00
English Language Arts	4	Mastery	18.00	26.00	35.00
English Language Arts	4	Advanced	3.00	6.00	9.00
English Language Arts	5	Mastery	23.00	26.00	39.00
English Language Arts	5	Advanced	0.00	2.00	4.00
Mathematics	3	Mastery	30.00	26.00	35.00
Mathematics	3	Advanced	4.00	4.00	7.00
Mathematics	4	Mastery	29.00	26.00	34.00
Mathematics	4	Advanced	0.00	2.00	4.00
Mathematics	5	Mastery	6.00	17.00	26.00
Mathematics	5	Advanced	1.00	3.00	4.00