

# KIPP Morial Middle

7701 Grant Street, New Orleans LA 70126 • 504-609-2280 • morial.kippneworleans.org

**School Leader(s):** Deanna Reddick

**Year Founded:** 2006

**Grades Served:** 6-8

**Student Enrollment:** 346

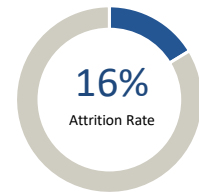
**Gender:** 51% Male, 49% Female

**Number of Teachers:** 21

## QUESTION 1 WHO ARE OUR STUDENTS?

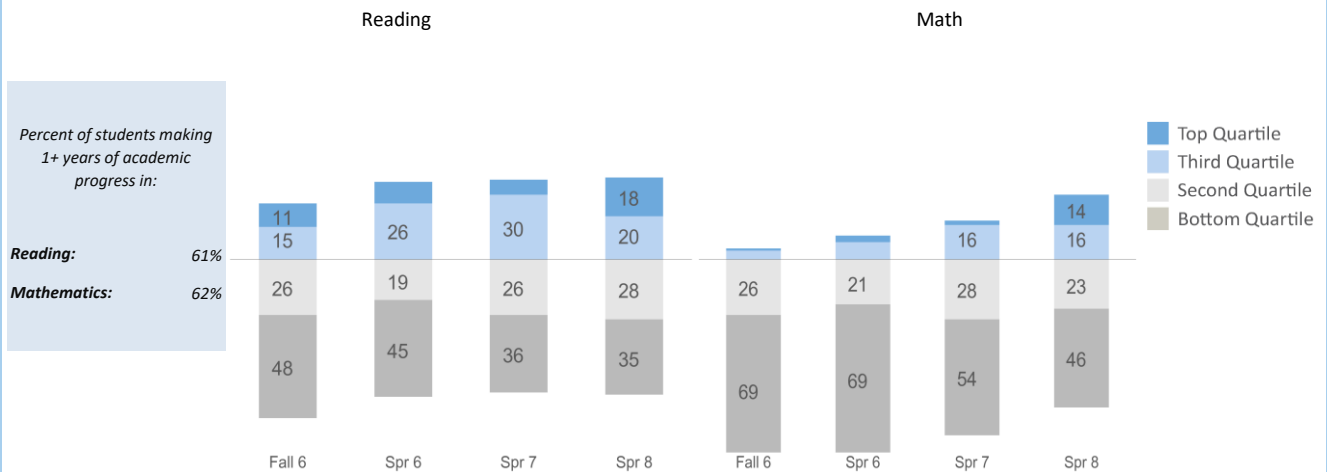
<b>CEP Eligible</b> Eligible for Free/ Reduced-Price Meals	<b>14%</b> Receive Special Education Services
<b>93%</b> Black or African American	<b>6%</b> Hispanic or Latino
<b>&lt;1%</b> Asian	<b>1%</b> Other
	<b>&lt;1%</b> White

## QUESTION 2 ARE OUR STUDENTS STAYING WITH US?

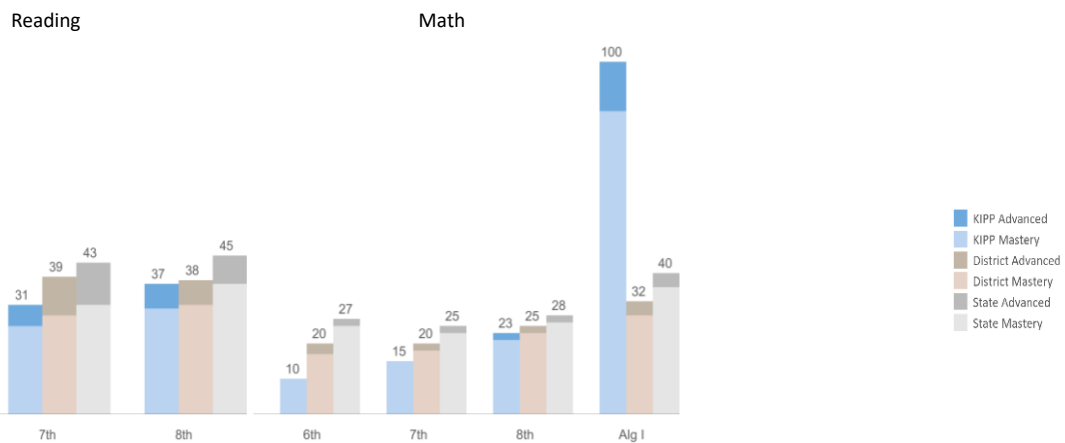


## QUESTION 3 ARE OUR STUDENTS PROGRESSING AND ACHIEVING ACADEMICALLY?

### ARE WE MAKING ENOUGH GROWTH TO REACH GRADE AND COLLEGE-READY LEVELS? Measures of Academic Progress (MAP) 2017-18



### HOW ARE WE PERFORMING RELATIVE TO OUR LOCAL COMMUNITY? Louisiana Educational Assessment Program (LEAP) 2017-2018



The following pages were created to share KIPP Report Card data in a format that is compliant with the Americans with Disabilities Act.

---

<b>School Name</b>	<b>KIPP Morial Middle</b>
<b>Address</b>	7701 Grant Street, New Orleans, LA 70126
<b>Phone Number</b>	504-609-2280
<b>Website</b>	morial.kippneworleans.org
<b>School Leader(s)</b>	Deanna Reddick
<b>Year Founded</b>	2006
<b>Grades Served</b>	6-8
<b>Student Enrollment</b>	346
<b>Gender</b>	51% Male, 49% Female
<b>Number of Teachers</b>	21

---

**Question 1: Who are our students?**

---

<b>Eligible for Free/Reduced Price Meals</b>	CEP Eligible
<b>Receive Special Education Services</b>	14%
<b>African American</b>	93%
<b>Hispanic or Latino</b>	6%
<b>Asian</b>	<1%
<b>Other</b>	1%
<b>White</b>	<1%

---

**Question 2: Are our students staying with us?**

---

<b>Attrition Rate</b>	16%
-----------------------	-----

---

**Question 3: Are our students progressing and achieving academically?**

---

*Percent of students making 1+ years of academic progress as measured by 2017-18 Measures of Academic Progress (MAP) exam*

<b>Reading</b>	61%
<b>Mathematics</b>	62%

---

**Data Footnotes**

---

**Question 3 (continued):** Are we making enough growth to reach grade and college-ready levels?

---

**Annual 2017-18 Measures of Academic Progress (MAP) Exam Performance - Quartiles**

Season	Test Name	Grade	Bottom (%)	3rd (%)	2nd (%)	Top (%)
FALL	Mathematics	6	69	26	4	1
SPRING	Mathematics	6	69	21	8	3
SPRING	Mathematics	7	54	28	16	2
SPRING	Mathematics	8	46	23	16	14
FALL	Reading	6	48	26	15	11
SPRING	Reading	6	45	19	26	10
SPRING	Reading	7	36	26	30	7
SPRING	Reading	8	35	28	20	18

**Question 3 (continued):** How are we performing relative to our local community?

Percent of Students Meeting or Exceeding Grade Level Proficiency as Measured by State Test Score

**Louisiana Educational Assessment Program (LEAP) 2017-2018**

Test	Grade	Proficiency	School	District	State
English Language Arts	6	Mastery	22.00	23.00	30.00
English Language Arts	6	Advanced	3.00	5.00	5.00
English Language Arts	7	Mastery	25.00	28.00	31.00
English Language Arts	7	Advanced	6.00	11.00	12.00
English Language Arts	8	Mastery	30.00	31.00	37.00
English Language Arts	8	Advanced	7.00	7.00	8.00
Mathematics	6	Mastery	10.00	17.00	25.00
Mathematics	6	Advanced	0.00	3.00	2.00
Mathematics	7	Mastery	15.00	18.00	23.00
Mathematics	7	Advanced	0.00	2.00	2.00
Mathematics	8	Mastery	21.00	23.00	26.00
Mathematics	8	Advanced	2.00	2.00	2.00
Algebra I	99	Mastery	86.00	28.00	36.00
Algebra I	99	Advanced	14.00	4.00	4.00