

KIPP Liberation College Prep

5400 Martin Luther King Jr. Blvd., Houston TX 77021 • 832-230-0564 • www.kippouston.org/liberation

School Leader(s): Tai Ingram

Year Founded: 2006

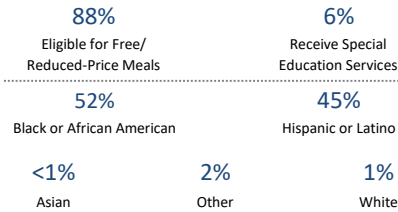
Grades Served: 5-8

Student Enrollment: 430

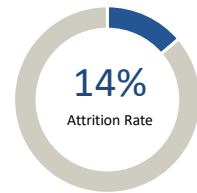
Gender: 51% Male, 49% Female

Number of Teachers: 27

QUESTION 1 WHO ARE OUR STUDENTS?



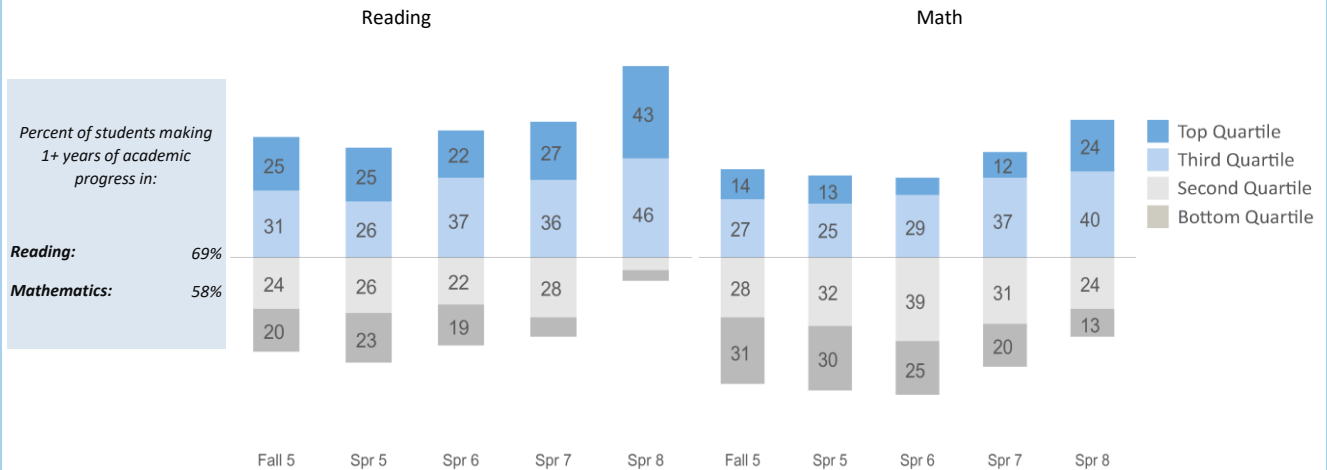
QUESTION 2 ARE OUR STUDENTS STAYING WITH US?



QUESTION 3 ARE OUR STUDENTS PROGRESSING AND ACHIEVING ACADEMICALLY?

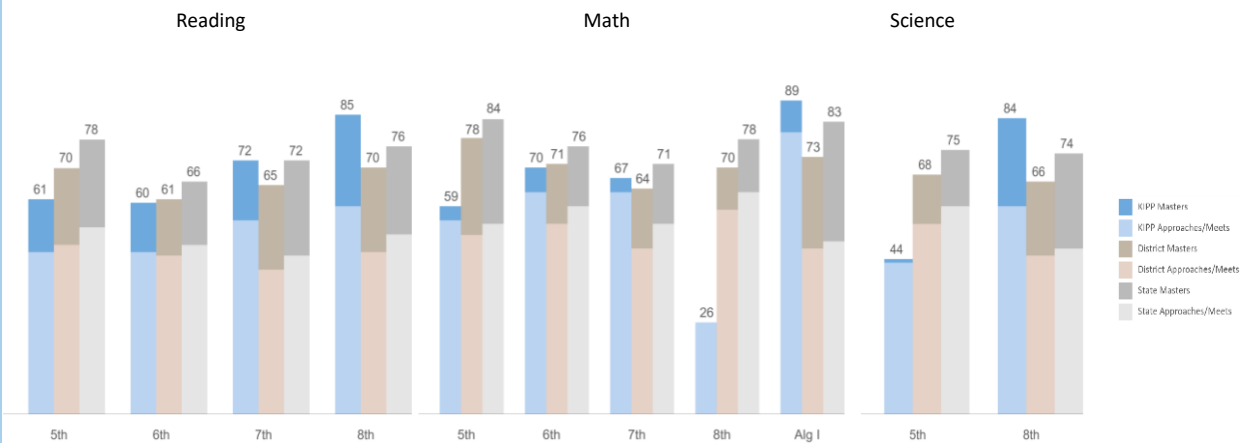
ARE WE MAKING ENOUGH GROWTH TO REACH GRADE AND COLLEGE-READY LEVELS?

Measures of Academic Progress (MAP) 2017-18



HOW ARE WE PERFORMING RELATIVE TO OUR LOCAL COMMUNITY?

State of Texas Assessments of Academic Readiness 2017-2018



All school, district and state scores reflect a combination of tests taken in English and Spanish. According to the Texas Education Agency, the Spanish-language tests assess the same grade-level academic skills as the English-language tests. State test scores for the 5th and 8th grade include data from the first test administration only.

The following pages were created to share KIPP Report Card data in a format that is compliant with the Americans with Disabilities Act.

School Name	KIPP Liberation College Prep
Address	5400 Martin Luther King Jr. Blvd., Houston, TX 77021
Phone Number	832-230-0564
Website	www.kipphouston.org/liberation
School Leader(s)	Tai Ingram
Year Founded	2006
Grades Served	5-8
Student Enrollment	430
Gender	51% Male, 49% Female
Number of Teachers	27

Question 1: Who are our students?

Eligible for Free/Reduced Price Meals	88%
Receive Special Education Services	6%
African American	52%
Hispanic or Latino	45%
Asian	<1%
Other	2%
White	1%

Question 2: Are our students staying with us?

Attrition Rate	14%
-----------------------	-----

Question 3: Are our students progressing and achieving academically?

Percent of students making 1+ years of academic progress as measured by 2017-18 Measures of Academic Progress (MAP) exam

Reading	69%
Mathematics	58%

Data Footnotes

All school, district and state scores reflect a combination of tests taken in English and Spanish. According to the Texas Education Agency, the Spanish-language tests assess the same grade-level academic skills as the English-language tests. State test scores for the 5th and 8th grade include data from the first test administration only.

Question 3 (continued): Are we making enough growth to reach grade and college-ready levels?

Annual 2017-18 Measures of Academic Progress (MAP) Exam Performance - Quartiles

Season	Test Name	Grade	Bottom (%)	3rd (%)	2nd (%)	Top (%)
FALL	Mathematics	5	31	28	27	14
SPRING	Mathematics	5	30	32	25	13
SPRING	Mathematics	6	25	39	29	8
SPRING	Mathematics	7	20	31	37	12
SPRING	Mathematics	8	13	24	40	24
FALL	Reading	5	20	24	31	25
SPRING	Reading	5	23	26	26	25
SPRING	Reading	6	19	22	37	22
SPRING	Reading	7	9	28	36	27
SPRING	Reading	8	5	6	46	43

Question 3 (continued): How are we performing relative to our local community?

Percent of Students Meeting or Exceeding Grade Level Proficiency as Measured by State Test Score

State of Texas Assessments of Academic Readiness 2017-2018

Test	Grade	Proficiency	School	District	State
Reading	5	Masters	15.00	21.77	24.89
Reading	5	Approaches/Meets	46.00	48.05	53.04
Reading	6	Masters	14.00	16.00	18.00
Reading	6	Approaches/Meets	46.00	45.00	48.00
Reading	7	Masters	17.00	24.00	27.00
Reading	7	Approaches/Meets	55.00	41.00	45.00
Reading	8	Masters	26.00	24.00	25.00
Reading	8	Approaches/Meets	59.00	46.00	51.00
Mathematics	5	Masters	4.00	27.56	29.73
Mathematics	5	Approaches/Meets	55.00	50.82	53.99
Mathematics	6	Masters	7.00	17.00	17.00
Mathematics	6	Approaches/Meets	63.00	54.00	59.00
Mathematics	7	Masters	4.00	17.00	17.00
Mathematics	7	Approaches/Meets	63.00	47.00	54.00
Mathematics	8	Masters	0.00	12.00	15.00
Mathematics	8	Approaches/Meets	26.00	58.00	63.00
Algebra I	99	Masters	9.00	26.00	34.00
Algebra I	99	Approaches/Meets	80.00	47.00	49.00
Science	5	Masters	1.00	14.00	16.00
Science	5	Approaches/Meets	43.00	54.00	59.00
Science	8	Masters	25.00	21.00	27.00
Science	8	Approaches/Meets	59.00	45.00	47.00