

KIPP Intrepid Preparatory School

5402 Lawndale Street, Houston TX 77023 • 281-879-3100 • www.kippHouston.org/intrepid

School Leader(s): Joy Taluyo

Year Founded: 2008

Grades Served: 5-8

Student Enrollment: 418

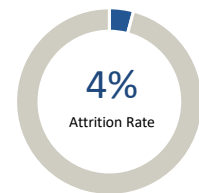
Gender: 50% Male, 50% Female

Number of Teachers: 22

QUESTION 1 WHO ARE OUR STUDENTS?

90%	8%	
Eligible for Free/ Reduced-Price Meals	Receive Special Education Services	
2%	97%	
Black or African American	Hispanic or Latino	
0%	1%	<1%
Asian	Other	White

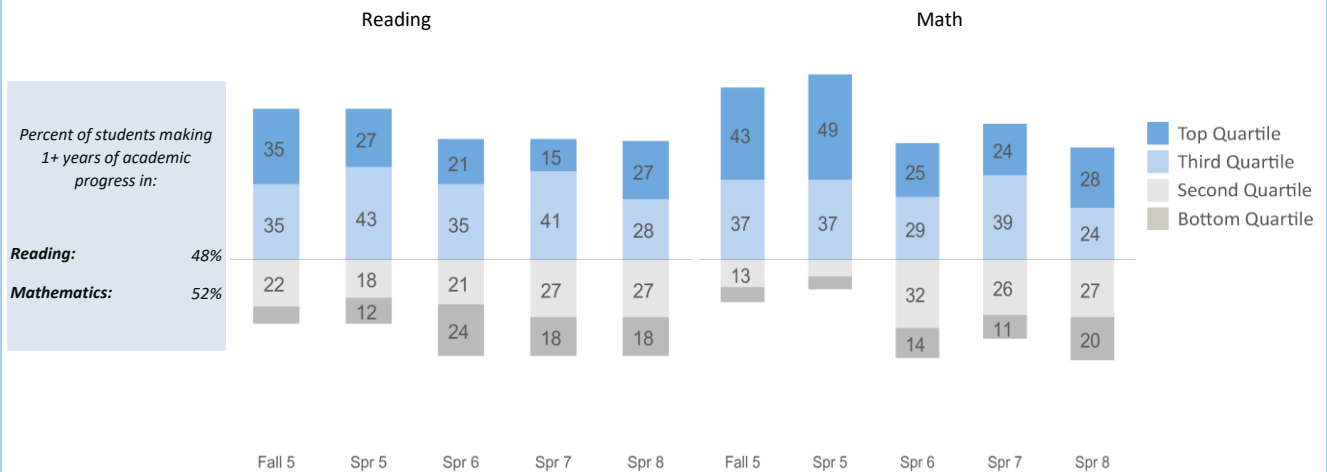
QUESTION 2 ARE OUR STUDENTS STAYING WITH US?



QUESTION 3 ARE OUR STUDENTS PROGRESSING AND ACHIEVING ACADEMICALLY?

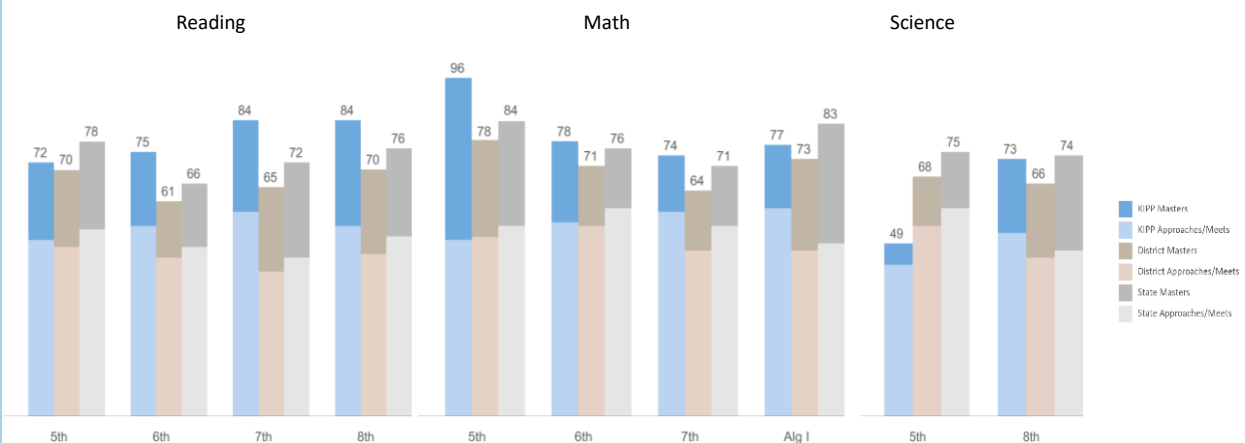
ARE WE MAKING ENOUGH GROWTH TO REACH GRADE AND COLLEGE-READY LEVELS?

Measures of Academic Progress (MAP) 2017-18



HOW ARE WE PERFORMING RELATIVE TO OUR LOCAL COMMUNITY?

State of Texas Assessments of Academic Readiness 2017-2018



All school, district and state scores reflect a combination of tests taken in English and Spanish. According to the Texas Education Agency, the Spanish-language tests assess the same grade-level academic skills as the English-language tests. State test scores for the 5th and 8th grade include data from the first test administration only.

The following pages were created to share KIPP Report Card data in a format that is compliant with the Americans with Disabilities Act.

School Name	KIPP Intrepid Preparatory School
--------------------	---

Address	5402 Lawndale Street, Houston, TX 77023
Phone Number	281-879-3100
Website	www.kipphouston.org/intrepid
School Leader(s)	Joy Taluyo
Year Founded	2008
Grades Served	5-8
Student Enrollment	418
Gender	50% Male, 50% Female
Number of Teachers	22

Question 1: Who are our students?

Eligible for Free/Reduced Price Meals	90%
Receive Special Education Services	8%
African American	2%
Hispanic or Latino	97%
Asian	0%
Other	1%
White	<1%

Question 2: Are our students staying with us?

Attrition Rate	4%
-----------------------	----

Question 3: Are our students progressing and achieving academically?

Percent of students making 1+ years of academic progress as measured by 2017-18 Measures of Academic Progress (MAP) exam

Reading	48%
Mathematics	52%

Data Footnotes

All school, district and state scores reflect a combination of tests taken in English and Spanish. According to the Texas Education Agency, the Spanish-language tests assess the same grade-level academic skills as the English-language tests. State test scores for the 5th and 8th grade include data from the first test administration only.

Question 3 (continued): Are we making enough growth to reach grade and college-ready levels?

Annual 2017-18 Measures of Academic Progress (MAP) Exam Performance - Quartiles

Season	Test Name	Grade	Bottom (%)	3rd (%)	2nd (%)	Top (%)
FALL	Mathematics	5	7	13	37	43
SPRING	Mathematics	5	6	8	37	49
SPRING	Mathematics	6	14	32	29	25
SPRING	Mathematics	7	11	26	39	24
SPRING	Mathematics	8	20	27	24	28
FALL	Reading	5	8	22	35	35
SPRING	Reading	5	12	18	43	27
SPRING	Reading	6	24	21	35	21
SPRING	Reading	7	18	27	41	15
SPRING	Reading	8	18	27	28	27

Question 3 (continued): How are we performing relative to our local community?

Percent of Students Meeting or Exceeding Grade Level Proficiency as Measured by State Test Score

State of Texas Assessments of Academic Readiness 2017-2018

Test	Grade	Proficiency	School	District	State
Reading	5	Masters	22.00	21.77	24.89
Reading	5	Approaches/Meets	50.00	48.05	53.04
Reading	6	Masters	21.00	16.00	18.00
Reading	6	Approaches/Meets	54.00	45.00	48.00
Reading	7	Masters	26.00	24.00	27.00
Reading	7	Approaches/Meets	58.00	41.00	45.00
Reading	8	Masters	30.00	24.00	25.00
Reading	8	Approaches/Meets	54.00	46.00	51.00
Mathematics	5	Masters	46.00	27.56	29.73
Mathematics	5	Approaches/Meets	50.00	50.82	53.99
Mathematics	6	Masters	23.00	17.00	17.00
Mathematics	6	Approaches/Meets	55.00	54.00	59.00
Mathematics	7	Masters	16.00	17.00	17.00
Mathematics	7	Approaches/Meets	58.00	47.00	54.00
Algebra I	99	Masters	18.00	26.00	34.00
Algebra I	99	Approaches/Meets	59.00	47.00	49.00
Science	5	Masters	6.00	14.00	16.00
Science	5	Approaches/Meets	43.00	54.00	59.00
Science	8	Masters	21.00	21.00	27.00
Science	8	Approaches/Meets	52.00	45.00	47.00