

# KIPP Indy College Prep Middle

1740 East 30th Street, Indianapolis IN 46218 • 317-547-5477 • [www.kippindy.org/schools/kipp-indy-college-prep-middle/](http://www.kippindy.org/schools/kipp-indy-college-prep-middle/)

**School Leader(s): Casey McLeod**

**Year Founded: 2004**

**Grades Served: 6-8**

**Student Enrollment: 294**

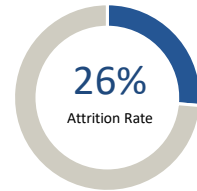
**Gender: 46% Male, 54% Female**

**Number of Teachers: 23**

## QUESTION 1 WHO ARE OUR STUDENTS?

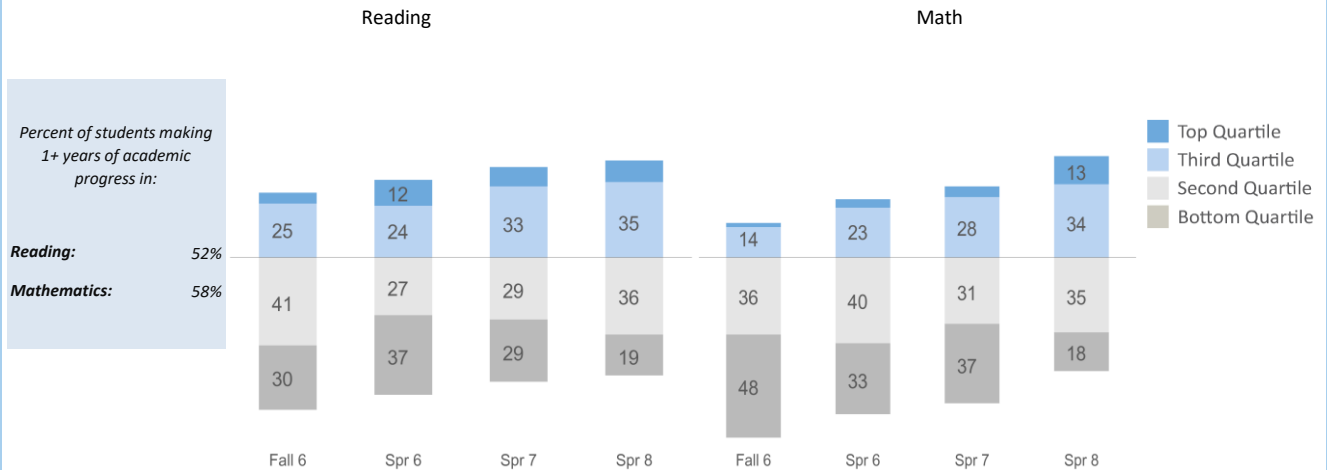
<b>CEP Eligible</b> Eligible for Free/ Reduced-Price Meals	<b>17%</b> Receive Special Education Services
<b>87%</b> Black or African American	<b>6%</b> Hispanic or Latino
<b>0%</b> Asian	<b>5%</b> Other
	<b>2%</b> White

## QUESTION 2 ARE OUR STUDENTS STAYING WITH US?

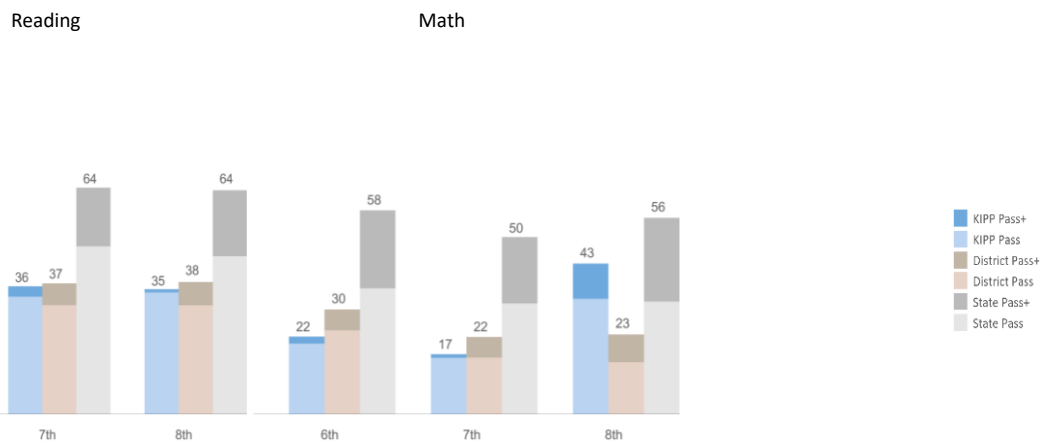


## QUESTION 3 ARE OUR STUDENTS PROGRESSING AND ACHIEVING ACADEMICALLY?

### ARE WE MAKING ENOUGH GROWTH TO REACH GRADE AND COLLEGE-READY LEVELS? Measures of Academic Progress (MAP) 2017-18



### HOW ARE WE PERFORMING RELATIVE TO OUR LOCAL COMMUNITY? Indiana Statewide Testing for Educational Progress – Plus 2017-2018



The following pages were created to share KIPP Report Card data in a format that is compliant with the Americans with Disabilities Act.

---

<b>School Name</b>	<b>KIPP Indy College Prep Middle</b>
<b>Address</b>	1740 East 30th Street, Indianapolis, IN 46218
<b>Phone Number</b>	317-547-5477
<b>Website</b>	<a href="http://www.kippindy.org/schools/kipp-indy-college-prep-middle/">www.kippindy.org/schools/kipp-indy-college-prep-middle/</a>
<b>School Leader(s)</b>	Casey McLeod
<b>Year Founded</b>	2004
<b>Grades Served</b>	6-8
<b>Student Enrollment</b>	294
<b>Gender</b>	46% Male, 54% Female
<b>Number of Teachers</b>	23

---

**Question 1: Who are our students?**

---

<b>Eligible for Free/Reduced Price Meals</b>	CEP Eligible
<b>Receive Special Education Services</b>	17%
<b>African American</b>	87%
<b>Hispanic or Latino</b>	6%
<b>Asian</b>	0%
<b>Other</b>	5%
<b>White</b>	2%

---

**Question 2: Are our students staying with us?**

---

<b>Attrition Rate</b>	26%
-----------------------	-----

---

**Question 3: Are our students progressing and achieving academically?**

---

*Percent of students making 1+ years of academic progress as measured by 2017-18 Measures of Academic Progress (MAP) exam*

<b>Reading</b>	52%
<b>Mathematics</b>	58%

---

**Data Footnotes**

---

**Question 3 (continued):** Are we making enough growth to reach grade and college-ready levels?

---

**Annual 2017-18 Measures of Academic Progress (MAP) Exam Performance - Quartiles**

Season	Test Name	Grade	Bottom (%)	3rd (%)	2nd (%)	Top (%)
FALL	Mathematics	6	48	36	14	2
SPRING	Mathematics	6	33	40	23	4
SPRING	Mathematics	7	37	31	28	5
SPRING	Mathematics	8	18	35	34	13
FALL	Reading	6	30	41	25	5
SPRING	Reading	6	37	27	24	12
SPRING	Reading	7	29	29	33	9
SPRING	Reading	8	19	36	35	10

**Question 3 (continued):** How are we performing relative to our local community?

Percent of Students Meeting or Exceeding Grade Level Proficiency as Measured by State Test Score

**Indiana Statewide Testing for Educational Progress – Plus 2017-2018**

Test	Grade	Proficiency	School	District	State
English Language Arts	6	Pass	37.50	31.99	45.25
English Language Arts	6	Pass+	4.17	6.52	19.99
English Language Arts	7	Pass	33.33	30.94	47.64
English Language Arts	7	Pass+	2.94	6.18	16.63
English Language Arts	8	Pass	34.55	30.89	44.81
English Language Arts	8	Pass+	0.91	6.62	18.75
Mathematics	6	Pass	20.00	23.77	35.70
Mathematics	6	Pass+	2.00	5.92	22.15
Mathematics	7	Pass	16.00	16.05	31.40
Mathematics	7	Pass+	1.00	5.85	18.85
Mathematics	8	Pass	32.73	14.75	31.94
Mathematics	8	Pass+	10.00	7.84	23.76