

KIPP Houston High School

10711 KIPP Way, Houston TX 77099 • 832-328-1082 • www.kiphouston.org/khhs

School Leader(s): Mohamad Maarouf

Year Founded: 2004

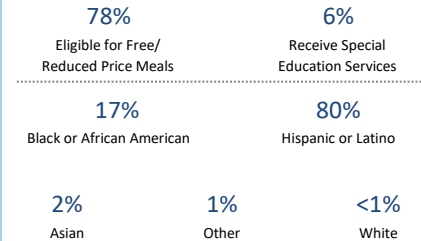
Grades Served: 9-12

Student Enrollment: 678

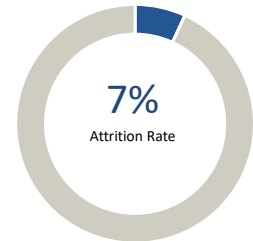
Gender: 47% Male, 53% Female

Number of Teachers: 42

QUESTION 1 WHO ARE OUR STUDENTS?



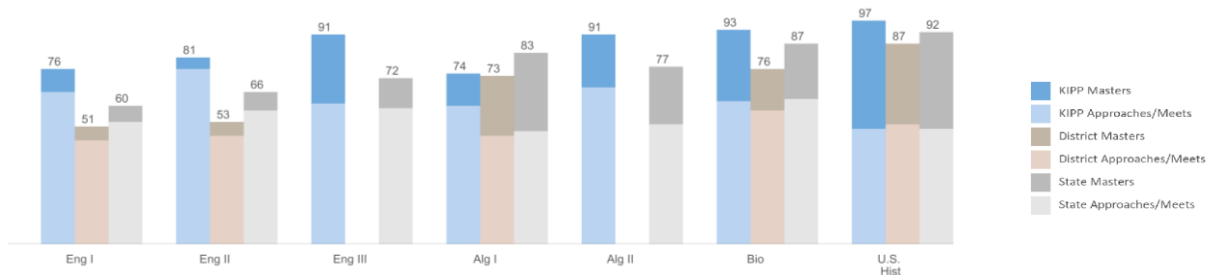
QUESTION 2 ARE OUR STUDENTS STAYING WITH US?



QUESTION 3 ARE OUR STUDENTS PROGRESSING AND ACHIEVING ACADEMICALLY?

HOW ARE WE PERFORMING RELATIVE TO OUR LOCAL COMMUNITY?

State of Texas Assessments of Academic Readiness - End of Course Exam 2017-2018



KIPP HIGH SCHOOL RESULTS FOR GRADUATING SENIORS

ACT Test Results

% Taking

97%

Average Score

21

AP Test Results

% Taking

98%

% Passing (score of 3+)

65%

QUESTION 4 ARE OUR ALUMNI CLIMBING THE MOUNTAIN TO AND THROUGH COLLEGE?

% of Students completing high school in 4 years

99%

and
1% of KIPPsters
still persisting in high school

All school, district and state scores reflect a combination of tests taken in English and Spanish. According to the Texas Education Agency, the Spanish-language tests assess the same grade-level academic skills as the English-language tests. State test scores for the 5th and 8th grade include data from the first test administration only. District data for Algebra II and English III are suppressed by the DOE.

The following pages were created to share KIPP Report Card data in a format that is compliant with the Americans with Disabilities Act.

School Name	KIPP Houston High School
Address	10711 KIPP Way, Houston, TX 77099
Phone Number	832-328-1082
Website	www.kiphouston.org/khhs
School Leader(s)	Mohamad Maarouf
Year Founded	2004
Grades Served	9-12
Student Enrollment	678
Gender	47% Male, 53% Female
Number of Teachers	42

Question 1: Who are our students?

Eligible for Free/Reduced Price Meals	78%
Receive Special Education Services	6%
African American	17%
Hispanic or Latino	80%
Asian	2%
Other	1%
White	<1%

Question 2: Are our students staying with us?

Attrition Rate	7%
-----------------------	----

Question 3: Are our students progressing and achieving academically?

KIPP High School Results for Graduating Seniors

ACT Test Results

% Students Taking Test	97%
Average Test Score	21

AP Test Results

% Students Taking Test	98%
% Passing (score of 3+)	65%

Question 4: Are our alumni climbing the mountain to and through college?

% of Students completing high school in 4 years	99%
KIPPsters still persisting in high school	1%

Data Footnotes

All school, district and state scores reflect a combination of tests taken in English and Spanish. According to the Texas Education Agency, the Spanish-language tests assess the same grade-level academic skills as the English-language tests. State test scores for the 5th and 8th grade include data from the first test administration only. District data for Algebra II and English III are suppressed by the DOE.

Question 3 (continued): How are we performing relative to our local community?

Percent of Students Meeting or Exceeding Grade Level Proficiency as Measured by State Test Score

State of Texas Assessments of Academic Readiness - End of Course Exam 2017-2018

Grade 99 reflects a course-based exam taken by multiple grades.

Test	Grade	Proficiency	School	District	State
English I	99	Masters	10	6	7
English I	99	Approaches/Meets	66	45	53
English II	99	Masters	5	6	8
English II	99	Approaches/Meets	76	47	58
English III	99	Masters	30	0	13
English III	99	Approaches/Meets	61	0	59
Algebra I	99	Masters	14	26	34
Algebra I	99	Approaches/Meets	60	47	49
Algebra II	99	Masters	23	0	25
Algebra II	99	Approaches/Meets	68	0	52
Biology	99	Masters	31	18	24
Biology	99	Approaches/Meets	62	58	63
US History	99	Masters	47	35	42
US History	99	Approaches/Meets	50	52	50