

KIPP Halifax College Preparatory

9986 Hwy 903, Halifax NC 27839 • 252-410-0277 • www.kippenc.org/school-details/kipp-halifax-college-prep-public-school/

School Leader(s): Marlo Wilkins

Year Founded: 2014

Grades Served: 5-8

Student Enrollment: 294

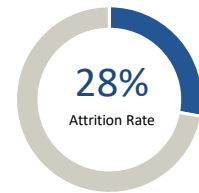
Gender: 39% Male, 61% Female

Number of Teachers: 22

QUESTION 1 WHO ARE OUR STUDENTS?

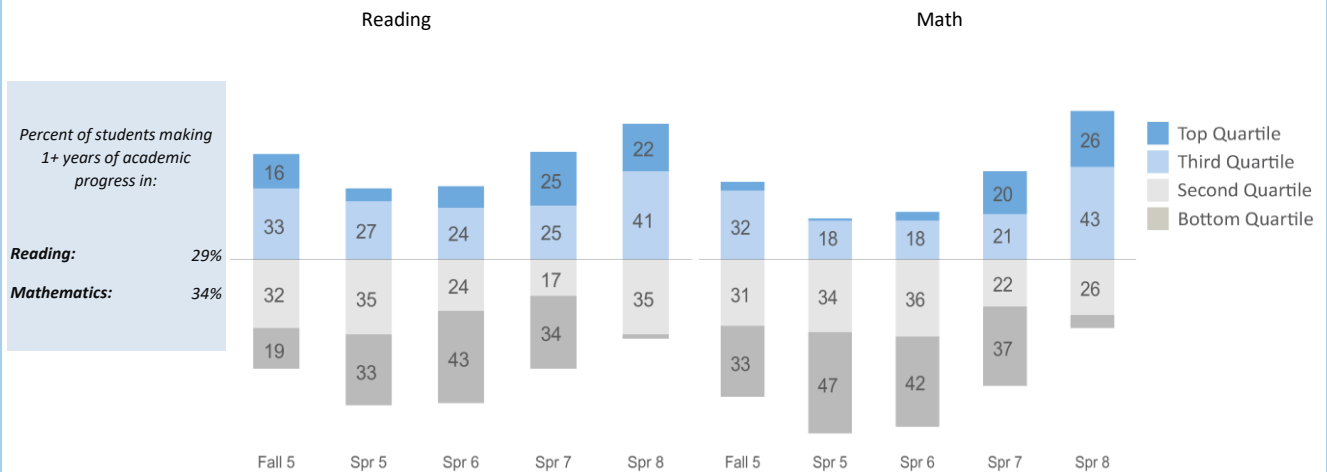
| | |
|--|---|
| CEP Eligible Eligible for Free/ Reduced-Price Meals | 11% Receive Special Education Services |
| 87% Black or African American | 2% Hispanic or Latino |
| <1% Asian | 3% Other |
| | 7% White |

QUESTION 2 ARE OUR STUDENTS STAYING WITH US?

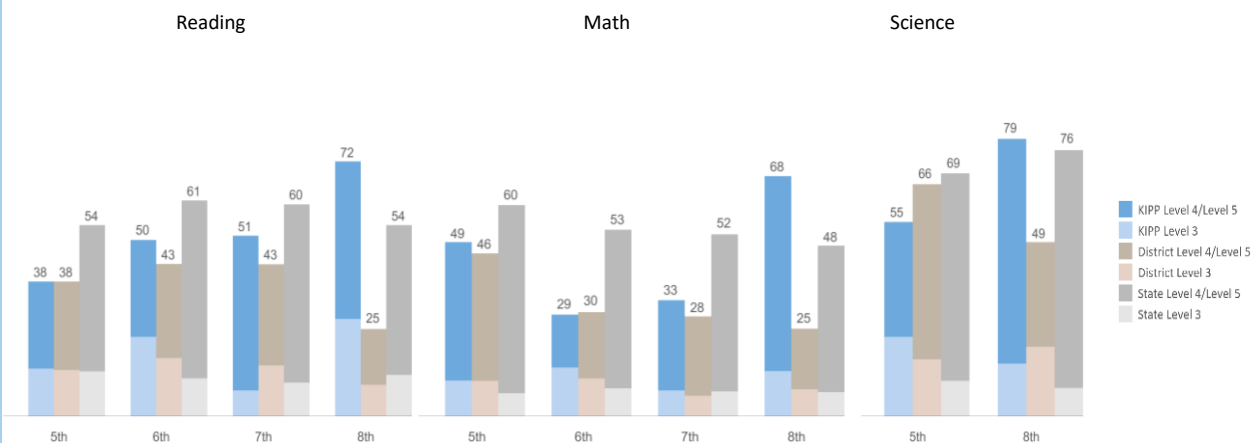


QUESTION 3 ARE OUR STUDENTS PROGRESSING AND ACHIEVING ACADEMICALLY?

ARE WE MAKING ENOUGH GROWTH TO REACH GRADE AND COLLEGE-READY LEVELS? Measures of Academic Progress (MAP) 2017-18



HOW ARE WE PERFORMING RELATIVE TO OUR LOCAL COMMUNITY? North Carolina End of Grade (EOG) and End of Course (EOC) 2017-2018



The following pages were created to share KIPP Report Card data in a format that is compliant with the Americans with Disabilities Act.

| | |
|---------------------------|--|
| School Name | KIPP Halifax College Preparatory |
| Address | 9986 Hwy 903, Halifax, NC 27839 |
| Phone Number | 252-410-0277 |
| Website | www.kippenc.org/school-details/kipp-halifax-college-prep-public-school/ |
| School Leader(s) | Marlo Wilkins |
| Year Founded | 2014 |
| Grades Served | 5-8 |
| Student Enrollment | 294 |
| Gender | 39% Male, 61% Female |
| Number of Teachers | 22 |

Question 1: Who are our students?

| | |
|--|--------------|
| Eligible for Free/Reduced Price Meals | CEP Eligible |
| Receive Special Education Services | 11% |
| African American | 87% |
| Hispanic or Latino | 2% |
| Asian | <1% |
| Other | 3% |
| White | 7% |

Question 2: Are our students staying with us?

| | |
|-----------------------|-----|
| Attrition Rate | 28% |
|-----------------------|-----|

Question 3: Are our students progressing and achieving academically?

Percent of students making 1+ years of academic progress as measured by 2017-18 Measures of Academic Progress (MAP) exam

| | |
|--------------------|-----|
| Reading | 29% |
| Mathematics | 34% |

Data Footnotes

Question 3 (continued): Are we making enough growth to reach grade and college-ready levels?

Annual 2017-18 Measures of Academic Progress (MAP) Exam Performance - Quartiles

| Season | Test Name | Grade | Bottom (%) | 3rd (%) | 2nd (%) | Top (%) |
|--------|-------------|-------|------------|---------|---------|---------|
| FALL | Mathematics | 5 | 33 | 31 | 32 | 4 |
| SPRING | Mathematics | 5 | 47 | 34 | 18 | 1 |
| SPRING | Mathematics | 6 | 42 | 36 | 18 | 4 |
| SPRING | Mathematics | 7 | 37 | 22 | 21 | 20 |
| SPRING | Mathematics | 8 | 6 | 26 | 43 | 26 |
| FALL | Reading | 5 | 19 | 32 | 33 | 16 |
| SPRING | Reading | 5 | 33 | 35 | 27 | 6 |
| SPRING | Reading | 6 | 43 | 24 | 24 | 10 |
| SPRING | Reading | 7 | 34 | 17 | 25 | 25 |
| SPRING | Reading | 8 | 2 | 35 | 41 | 22 |

Question 3 (continued): How are we performing relative to our local community?

Percent of Students Meeting or Exceeding Grade Level Proficiency as Measured by State Test Score

North Carolina End of Grade (EOG) and End of Course (EOC) 2017-2018

| Test | Grade | Proficiency | School | District | State |
|-------------------------------|-------|-----------------|--------|----------|-------|
| Reading/English Language Arts | 5 | Level 3 | 13.50 | 13.10 | 12.70 |
| Reading/English Language Arts | 5 | Level 4/Level 5 | 24.70 | 25.10 | 41.50 |
| Reading/English Language Arts | 6 | Level 3 | 22.50 | 16.50 | 10.70 |
| Reading/English Language Arts | 6 | Level 4/Level 5 | 27.50 | 26.70 | 50.50 |
| Reading/English Language Arts | 7 | Level 3 | 7.30 | 14.40 | 9.50 |
| Reading/English Language Arts | 7 | Level 4/Level 5 | 43.90 | 28.70 | 50.60 |
| Reading/English Language Arts | 8 | Level 3 | 27.60 | 8.90 | 11.70 |
| Reading/English Language Arts | 8 | Level 4/Level 5 | 44.70 | 15.80 | 42.50 |
| Mathematics | 5 | Level 3 | 10.10 | 10.00 | 6.50 |
| Mathematics | 5 | Level 4/Level 5 | 39.30 | 36.20 | 53.40 |
| Mathematics | 6 | Level 3 | 13.80 | 10.70 | 7.90 |
| Mathematics | 6 | Level 4/Level 5 | 15.00 | 18.80 | 45.00 |
| Mathematics | 7 | Level 3 | 7.30 | 5.80 | 7.00 |
| Mathematics | 7 | Level 4/Level 5 | 25.60 | 22.50 | 44.60 |
| Mathematics | 8 | Level 3 | 12.80 | 7.60 | 6.80 |
| Mathematics | 8 | Level 4/Level 5 | 55.30 | 17.20 | 41.60 |
| Science | 5 | Level 3 | 22.50 | 16.10 | 10.00 |
| Science | 5 | Level 4/Level 5 | 32.60 | 49.70 | 58.90 |
| Science | 8 | Level 3 | 14.90 | 19.70 | 8.00 |
| Science | 8 | Level 4/Level 5 | 63.80 | 29.70 | 67.50 |