

KIPP Explore Academy

5402 Lawndale Street, Houston TX 77023 • 832-230-0547 • www.kipp-houston.org/explore

School Leader(s): Amy Stabile

Year Founded: 2009

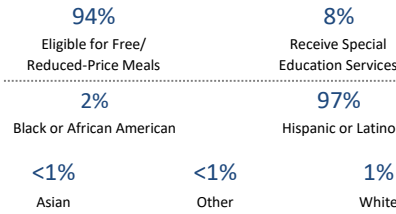
Grades Served: P3-4

Student Enrollment: 854

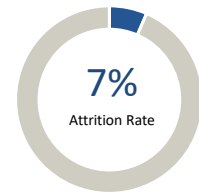
Gender: 52% Male, 48% Female

Number of Teachers: 46

QUESTION 1 WHO ARE OUR STUDENTS?

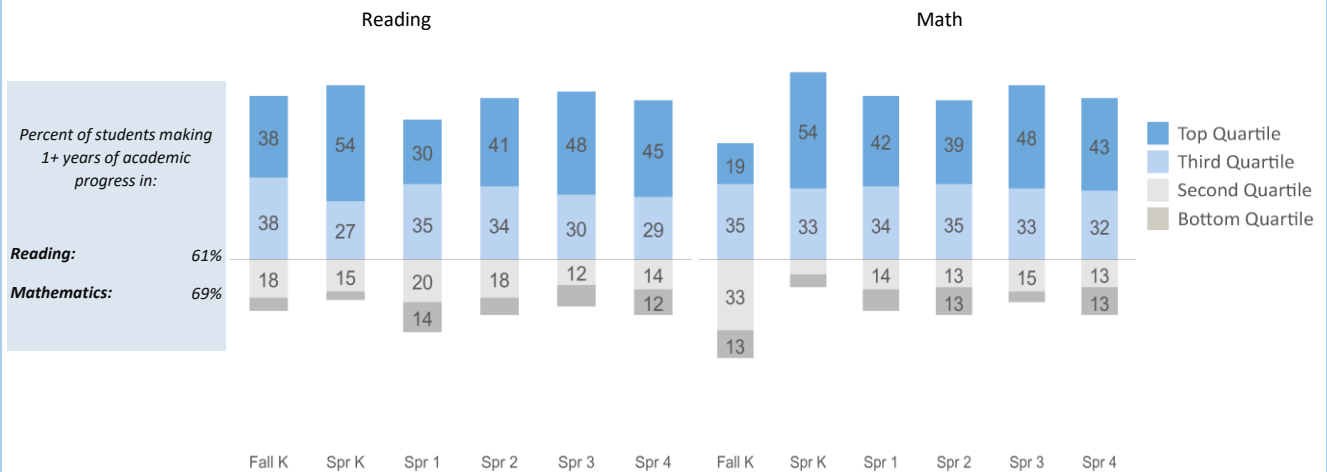


QUESTION 2 ARE OUR STUDENTS STAYING WITH US?

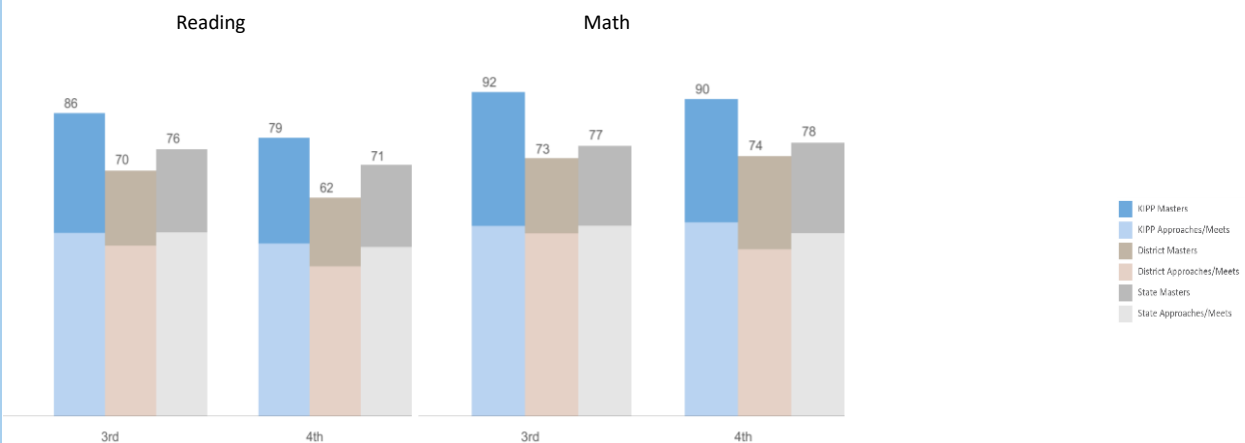


QUESTION 3 ARE OUR STUDENTS PROGRESSING AND ACHIEVING ACADEMICALLY?

ARE WE MAKING ENOUGH GROWTH TO REACH GRADE AND COLLEGE-READY LEVELS? Measures of Academic Progress (MAP) 2017-18



HOW ARE WE PERFORMING RELATIVE TO OUR LOCAL COMMUNITY? State of Texas Assessments of Academic Readiness 2017-2018



The following pages were created to share KIPP Report Card data in a format that is compliant with the Americans with Disabilities Act.

School Name	KIPP Explore Academy
Address	5402 Lawndale Street, Houston, TX 77023
Phone Number	832-230-0547
Website	www.kipphouston.org/explore
School Leader(s)	Amy Stabile
Year Founded	2009
Grades Served	P3-4
Student Enrollment	854
Gender	52% Male, 48% Female
Number of Teachers	46

Question 1: Who are our students?

Eligible for Free/Reduced Price Meals	94%
Receive Special Education Services	8%
African American	2%
Hispanic or Latino	97%
Asian	<1%
Other	<1%
White	1%

Question 2: Are our students staying with us?

Attrition Rate	7%
-----------------------	----

Question 3: Are our students progressing and achieving academically?

Percent of students making 1+ years of academic progress as measured by 2017-18 Measures of Academic Progress (MAP) exam

Reading	61%
Mathematics	69%

Data Footnotes

Question 3 (continued): Are we making enough growth to reach grade and college-ready levels?

Annual 2017-18 Measures of Academic Progress (MAP) Exam Performance - Quartiles

Season	Test Name	Grade	Bottom (%)	3rd (%)	2nd (%)	Top (%)
FALL	Mathematics	0	13	33	35	19
SPRING	Mathematics	0	6	7	33	54
SPRING	Mathematics	1	10	14	34	42
SPRING	Mathematics	2	13	13	35	39
SPRING	Mathematics	3	5	15	33	48
SPRING	Mathematics	4	13	13	32	43
FALL	Reading	0	6	18	38	38
SPRING	Reading	0	4	15	27	54
SPRING	Reading	1	14	20	35	30
SPRING	Reading	2	8	18	34	41
SPRING	Reading	3	10	12	30	48
SPRING	Reading	4	12	14	29	45

Question 3 (continued): How are we performing relative to our local community?

Percent of Students Meeting or Exceeding Grade Level Proficiency as Measured by State Test Score

State of Texas Assessments of Academic Readiness 2017-2018

Test	Grade	Proficiency	School	District	State
Reading	3	Masters	34.00	21.31	23.57
Reading	3	Approaches/Meets	52.00	48.38	52.17
Reading	4	Masters	30.00	19.49	23.35
Reading	4	Approaches/Meets	49.00	42.51	48.00
Mathematics	3	Masters	38.00	21.35	22.67
Mathematics	3	Approaches/Meets	54.00	51.87	54.04
Mathematics	4	Masters	35.00	26.45	25.68
Mathematics	4	Approaches/Meets	55.00	47.36	51.93