

KIPP Dream Prep

500 Tidwell Road, Houston TX 77022 • 832-230-0566 • www.kipp-houston.org/dream

School Leader(s): Haley Simonton-Bonilla

Year Founded: 2006

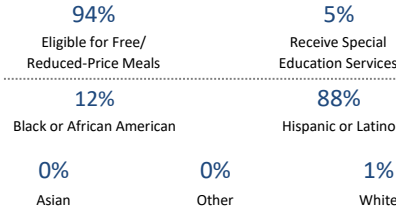
Grades Served: P3-4

Student Enrollment: 899

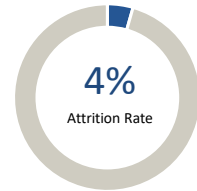
Gender: 51% Male, 49% Female

Number of Teachers: 41

QUESTION 1 WHO ARE OUR STUDENTS?

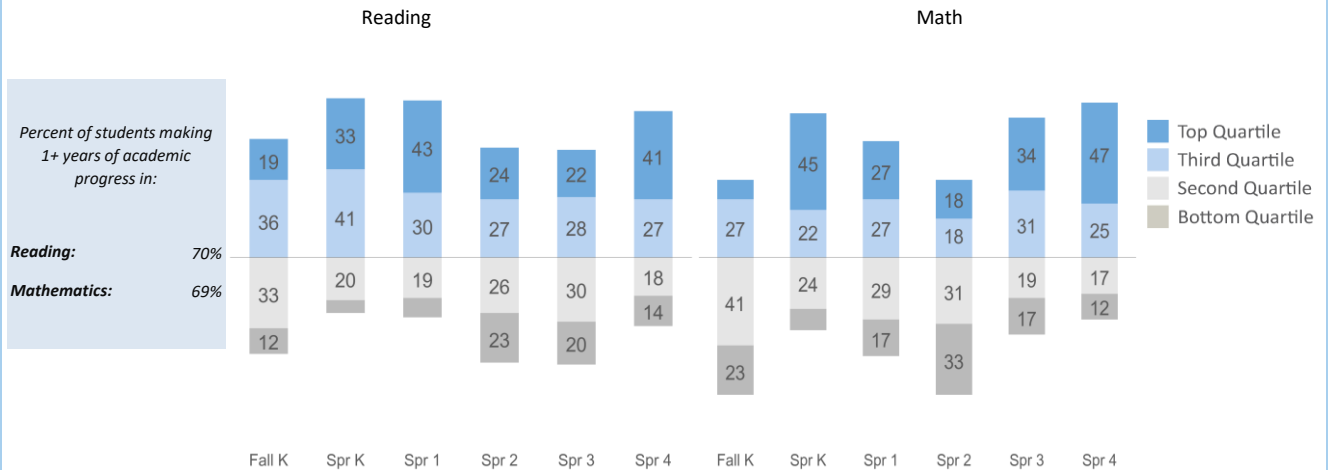


QUESTION 2 ARE OUR STUDENTS STAYING WITH US?

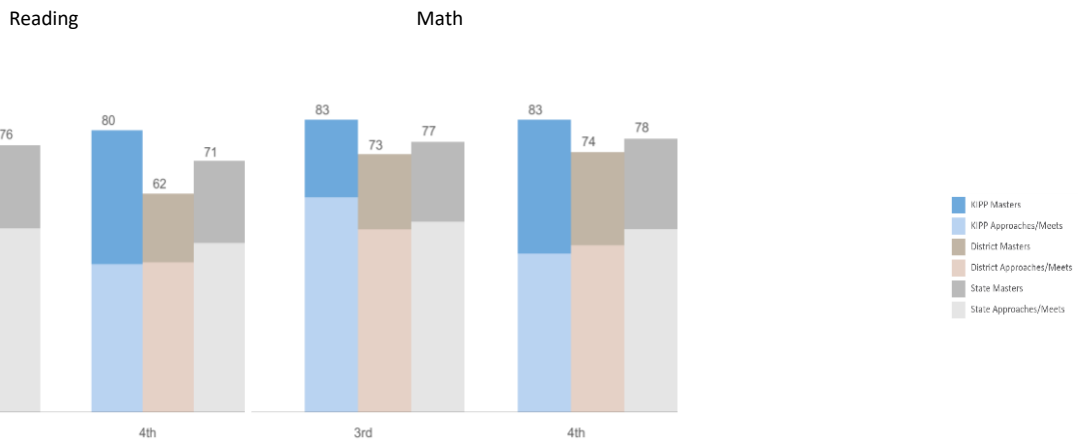


QUESTION 3 ARE OUR STUDENTS PROGRESSING AND ACHIEVING ACADEMICALLY?

ARE WE MAKING ENOUGH GROWTH TO REACH GRADE AND COLLEGE-READY LEVELS? Measures of Academic Progress (MAP) 2017-18



HOW ARE WE PERFORMING RELATIVE TO OUR LOCAL COMMUNITY? State of Texas Assessments of Academic Readiness 2017-2018



The following pages were created to share KIPP Report Card data in a format that is compliant with the Americans with Disabilities Act.

School Name	KIPP Dream Prep
Address	500 Tidwell Road, Houston, TX 77022
Phone Number	832-230-0566
Website	www.kiphouston.org/dream
School Leader(s)	Haley Simonton-Bonilla
Year Founded	2006
Grades Served	P3-4
Student Enrollment	899
Gender	51% Male, 49% Female
Number of Teachers	41

Question 1: Who are our students?

Eligible for Free/Reduced Price Meals	94%
Receive Special Education Services	5%
African American	12%
Hispanic or Latino	88%
Asian	0%
Other	0%
White	1%

Question 2: Are our students staying with us?

Attrition Rate	4%
-----------------------	----

Question 3: Are our students progressing and achieving academically?

Percent of students making 1+ years of academic progress as measured by 2017-18 Measures of Academic Progress (MAP) exam

Reading	70%
Mathematics	69%

Data Footnotes

Question 3 (continued): Are we making enough growth to reach grade and college-ready levels?

Annual 2017-18 Measures of Academic Progress (MAP) Exam Performance - Quartiles

Season	Test Name	Grade	Bottom (%)	3rd (%)	2nd (%)	Top (%)
FALL	Mathematics	0	23	41	27	9
SPRING	Mathematics	0	10	24	22	45
SPRING	Mathematics	1	17	29	27	27
SPRING	Mathematics	2	33	31	18	18
SPRING	Mathematics	3	17	19	31	34
SPRING	Mathematics	4	12	17	25	47
FALL	Reading	0	12	33	36	19
SPRING	Reading	0	6	20	41	33
SPRING	Reading	1	9	19	30	43
SPRING	Reading	2	23	26	27	24
SPRING	Reading	3	20	30	28	22
SPRING	Reading	4	14	18	27	41

Question 3 (continued): How are we performing relative to our local community?

Percent of Students Meeting or Exceeding Grade Level Proficiency as Measured by State Test Score

State of Texas Assessments of Academic Readiness 2017-2018

Test	Grade	Proficiency	School	District	State
Reading	3	Masters	14.00	21.31	23.57
Reading	3	Approaches/Meets	60.00	48.38	52.17
Reading	4	Masters	38.00	19.49	23.35
Reading	4	Approaches/Meets	42.00	42.51	48.00
Mathematics	3	Masters	22.00	21.35	22.67
Mathematics	3	Approaches/Meets	61.00	51.87	54.04
Mathematics	4	Masters	38.00	26.45	25.68
Mathematics	4	Approaches/Meets	45.00	47.36	51.93