

# KIPP Central City Academy

3127 Martin Luther King, Jr. Blvd, New Orleans LA 70113 • 504-609-2283 • [centralcityacademy.kippneworleans.org](http://centralcityacademy.kippneworleans.org)

**School Leader(s):** Lauren Hammond

**Year Founded:** 2007

**Grades Served:** 6-8

**Student Enrollment:** 322

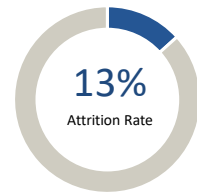
**Gender:** 50% Male, 50% Female

**Number of Teachers:** 23

## QUESTION 1 WHO ARE OUR STUDENTS?

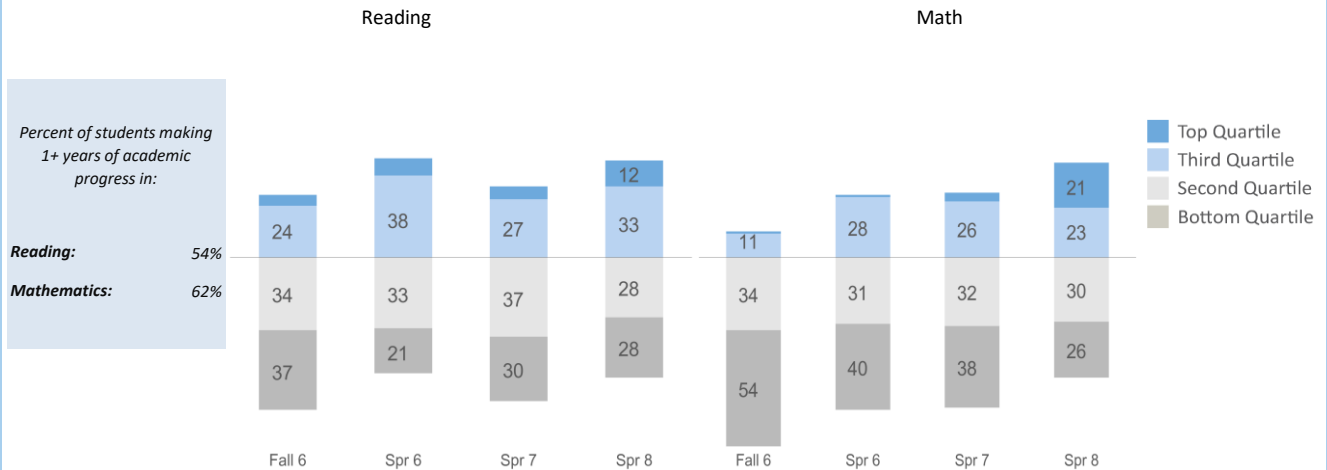
<b>CEP Eligible</b> Eligible for Free/ Reduced-Price Meals	<b>13%</b> Receive Special Education Services
<b>96%</b> Black or African American	<b>3%</b> Hispanic or Latino
<b>0%</b> Asian	<b>1%</b> Other
	<b>0%</b> White

## QUESTION 2 ARE OUR STUDENTS STAYING WITH US?

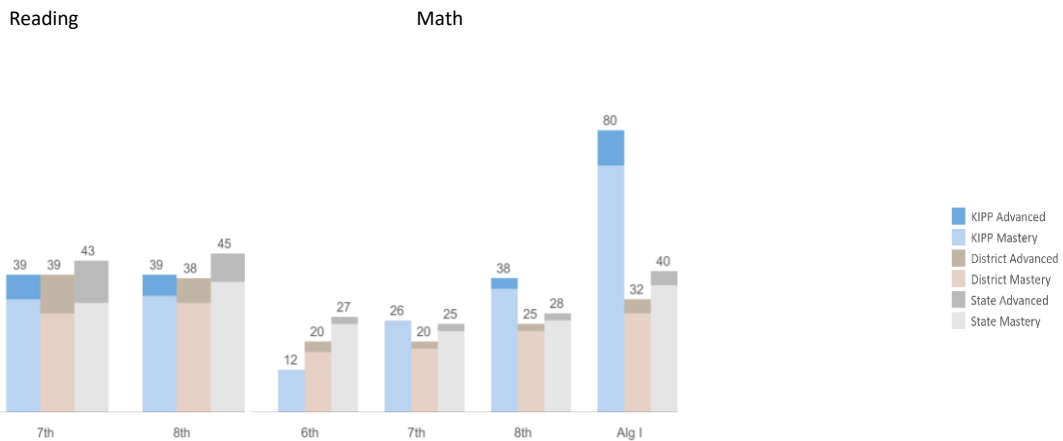


## QUESTION 3 ARE OUR STUDENTS PROGRESSING AND ACHIEVING ACADEMICALLY?

### ARE WE MAKING ENOUGH GROWTH TO REACH GRADE AND COLLEGE-READY LEVELS? Measures of Academic Progress (MAP) 2017-18



### HOW ARE WE PERFORMING RELATIVE TO OUR LOCAL COMMUNITY? Louisiana Educational Assessment Program (LEAP) 2017-2018



The following pages were created to share KIPP Report Card data in a format that is compliant with the Americans with Disabilities Act.

---

<b>School Name</b>	<b>KIPP Central City Academy</b>
<b>Address</b>	3127 Martin Luther King, Jr. Blvd, New Orleans, LA 70113
<b>Phone Number</b>	504-609-2283
<b>Website</b>	centralcityacademy.kippneworleans.org
<b>School Leader(s)</b>	Lauren Hammond
<b>Year Founded</b>	2007
<b>Grades Served</b>	6-8
<b>Student Enrollment</b>	322
<b>Gender</b>	50% Male, 50% Female
<b>Number of Teachers</b>	23

---

**Question 1: Who are our students?**

---

<b>Eligible for Free/Reduced Price Meals</b>	CEP Eligible
<b>Receive Special Education Services</b>	13%
<b>African American</b>	96%
<b>Hispanic or Latino</b>	3%
<b>Asian</b>	0%
<b>Other</b>	1%
<b>White</b>	0%

---

**Question 2: Are our students staying with us?**

---

<b>Attrition Rate</b>	13%
-----------------------	-----

---

**Question 3: Are our students progressing and achieving academically?**

---

*Percent of students making 1+ years of academic progress as measured by 2017-18 Measures of Academic Progress (MAP) exam*

<b>Reading</b>	54%
<b>Mathematics</b>	62%

---

**Data Footnotes**

---

**Question 3 (continued):** Are we making enough growth to reach grade and college-ready levels?

---

**Annual 2017-18 Measures of Academic Progress (MAP) Exam Performance - Quartiles**

Season	Test Name	Grade	Bottom (%)	3rd (%)	2nd (%)	Top (%)
FALL	Mathematics	6	54	34	11	1
SPRING	Mathematics	6	40	31	28	1
SPRING	Mathematics	7	38	32	26	4
SPRING	Mathematics	8	26	30	23	21
FALL	Reading	6	37	34	24	5
SPRING	Reading	6	21	33	38	8
SPRING	Reading	7	30	37	27	6
SPRING	Reading	8	28	28	33	12

**Question 3 (continued):** How are we performing relative to our local community?

Percent of Students Meeting or Exceeding Grade Level Proficiency as Measured by State Test Score

**Louisiana Educational Assessment Program (LEAP) 2017-2018**

Test	Grade	Proficiency	School	District	State
English Language Arts	6	Mastery	28.00	23.00	30.00
English Language Arts	6	Advanced	0.00	5.00	5.00
English Language Arts	7	Mastery	32.00	28.00	31.00
English Language Arts	7	Advanced	7.00	11.00	12.00
English Language Arts	8	Mastery	33.00	31.00	37.00
English Language Arts	8	Advanced	6.00	7.00	8.00
Mathematics	6	Mastery	12.00	17.00	25.00
Mathematics	6	Advanced	0.00	3.00	2.00
Mathematics	7	Mastery	26.00	18.00	23.00
Mathematics	7	Advanced	0.00	2.00	2.00
Mathematics	8	Mastery	35.00	23.00	26.00
Mathematics	8	Advanced	3.00	2.00	2.00
Algebra I	99	Mastery	70.00	28.00	36.00
Algebra I	99	Advanced	10.00	4.00	4.00