

KIPP Austin Comunidad

8004 Cameron Road, Austin TX 78754 • 512-501-3911 • www.kippaustin.org/schools/kipp-austin-comunidad

School Leader(s): Kelly Doyle

Year Founded: 2010

Grades Served: K-4

Student Enrollment: 582

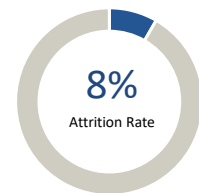
Gender: 55% Male, 45% Female

Number of Teachers: 37

QUESTION 1 WHO ARE OUR STUDENTS?

| | | |
|---|---------------------------------------|-------|
| 88% | 10% | |
| Eligible for Free/ Reduced-Price Meals | Receive Special Education Services | |
| 4% | 91% | |
| Black or African American | Hispanic or Latino | |
| <1% | 1% | 4% |
| Asian | Other | White |

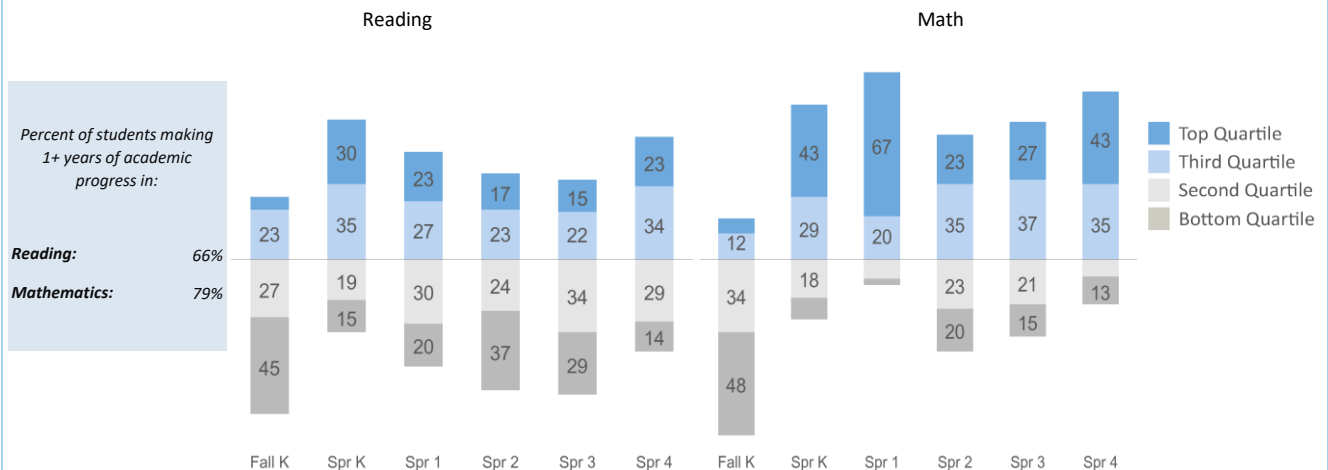
QUESTION 2 ARE OUR STUDENTS STAYING WITH US?



QUESTION 3 ARE OUR STUDENTS PROGRESSING AND ACHIEVING ACADEMICALLY?

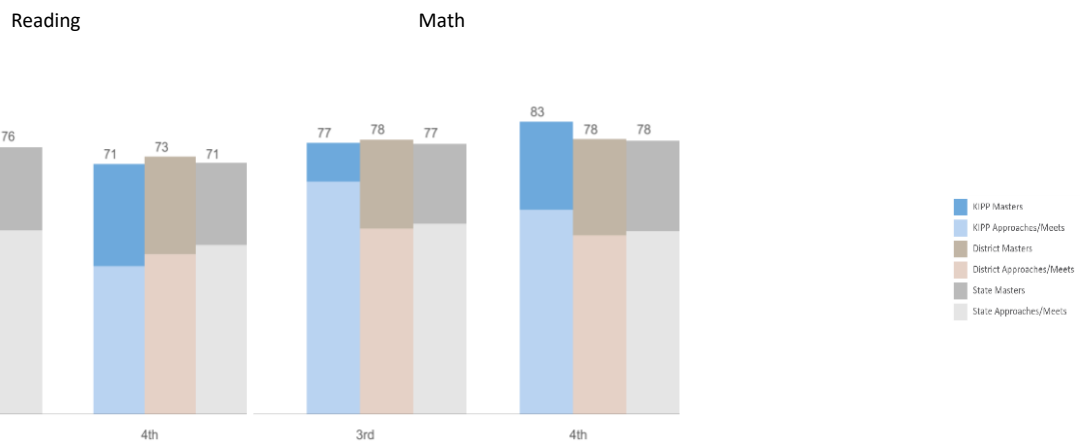
ARE WE MAKING ENOUGH GROWTH TO REACH GRADE AND COLLEGE-READY LEVELS?

Measures of Academic Progress (MAP) 2017-18



HOW ARE WE PERFORMING RELATIVE TO OUR LOCAL COMMUNITY?

State of Texas Assessments of Academic Readiness 2017-2018



All school, district and state scores reflect a combination of tests taken in English and Spanish. According to the Texas Education Agency, the Spanish-language tests assess the same grade-level academic skills as the English-language tests.

The following pages were created to share KIPP Report Card data in a format that is compliant with the Americans with Disabilities Act.

| | |
|---------------------------|--|
| School Name | KIPP Austin Comunidad |
| Address | 8004 Cameron Road, Austin, TX 78754 |
| Phone Number | 512-501-3911 |
| Website | www.kippaustin.org/schools/kipp-austin-comunidad |
| School Leader(s) | Kelly Doyle |
| Year Founded | 2010 |
| Grades Served | K-4 |
| Student Enrollment | 582 |
| Gender | 55% Male, 45% Female |
| Number of Teachers | 37 |

Question 1: Who are our students?

| | |
|--|-----|
| Eligible for Free/Reduced Price Meals | 88% |
| Receive Special Education Services | 10% |
| African American | 4% |
| Hispanic or Latino | 91% |
| Asian | <1% |
| Other | 1% |
| White | 4% |

Question 2: Are our students staying with us?

| | |
|-----------------------|----|
| Attrition Rate | 8% |
|-----------------------|----|

Question 3: Are our students progressing and achieving academically?

Percent of students making 1+ years of academic progress as measured by 2017-18 Measures of Academic Progress (MAP) exam

| | |
|--------------------|-----|
| Reading | 66% |
| Mathematics | 79% |

Data Footnotes

All school, district and state scores reflect a combination of tests taken in English and Spanish. According to the Texas Education Agency, the Spanish-language tests assess the same grade-level academic skills as the English-language tests.

Question 3 (continued): Are we making enough growth to reach grade and college-ready levels?

Annual 2017-18 Measures of Academic Progress (MAP) Exam Performance - Quartiles

| Season | Test Name | Grade | Bottom (%) | 3rd (%) | 2nd (%) | Top (%) |
|--------|-------------|-------|------------|---------|---------|---------|
| FALL | Mathematics | 0 | 48 | 34 | 12 | 7 |
| SPRING | Mathematics | 0 | 10 | 18 | 29 | 43 |
| SPRING | Mathematics | 1 | 3 | 9 | 20 | 67 |
| SPRING | Mathematics | 2 | 20 | 23 | 35 | 23 |
| SPRING | Mathematics | 3 | 15 | 21 | 37 | 27 |
| SPRING | Mathematics | 4 | 13 | 8 | 35 | 43 |
| FALL | Reading | 0 | 45 | 27 | 23 | 6 |
| SPRING | Reading | 0 | 15 | 19 | 35 | 30 |
| SPRING | Reading | 1 | 20 | 30 | 27 | 23 |
| SPRING | Reading | 2 | 37 | 24 | 23 | 17 |
| SPRING | Reading | 3 | 29 | 34 | 22 | 15 |
| SPRING | Reading | 4 | 14 | 29 | 34 | 23 |

Question 3 (continued): How are we performing relative to our local community?

Percent of Students Meeting or Exceeding Grade Level Proficiency as Measured by State Test Score

State of Texas Assessments of Academic Readiness 2017-2018

| Test | Grade | Proficiency | School | District | State |
|-------------|-------|------------------|--------|----------|-------|
| Reading | 3 | Masters | 10.00 | 29.41 | 23.57 |
| Reading | 3 | Approaches/Meets | 50.00 | 48.92 | 52.17 |
| Reading | 4 | Masters | 29.00 | 27.69 | 23.35 |
| Reading | 4 | Approaches/Meets | 42.00 | 45.42 | 48.00 |
| Mathematics | 3 | Masters | 11.00 | 25.24 | 22.67 |
| Mathematics | 3 | Approaches/Meets | 66.00 | 52.67 | 54.04 |
| Mathematics | 4 | Masters | 25.00 | 27.33 | 25.68 |
| Mathematics | 4 | Approaches/Meets | 58.00 | 50.75 | 51.93 |