

# KIPP Academy Middle School (New York)

250 East 156th Street, Bronx - New York NY 10451-4722 • 718-665-3555 • www.kippnyc.org/schools/kipp-academy-middle-school

**School Leader(s): Frank Corcoran**

**Year Founded: 1995**

**Grades Served: 5-8**

**Student Enrollment: 332**

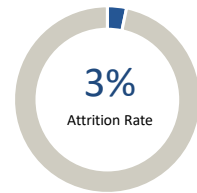
**Gender: 55% Male, 45% Female**

**Number of Teachers: 29**

## QUESTION 1 WHO ARE OUR STUDENTS?

<b>CEP Eligible</b> Eligible for Free/ Reduced-Price Meals	<b>20%</b> Receive Special Education Services
<b>47%</b> Black or African American	<b>51%</b> Hispanic or Latino
<b>0%</b> Asian	<b>2%</b> Other
	<b>&lt;1%</b> White

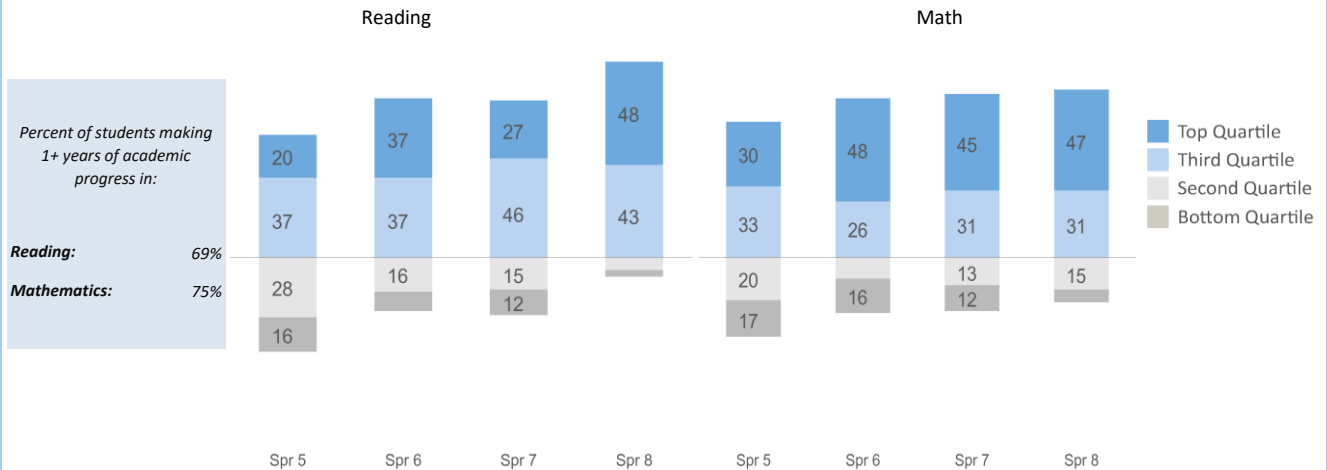
## QUESTION 2 ARE OUR STUDENTS STAYING WITH US?



## QUESTION 3 ARE OUR STUDENTS PROGRESSING AND ACHIEVING ACADEMICALLY?

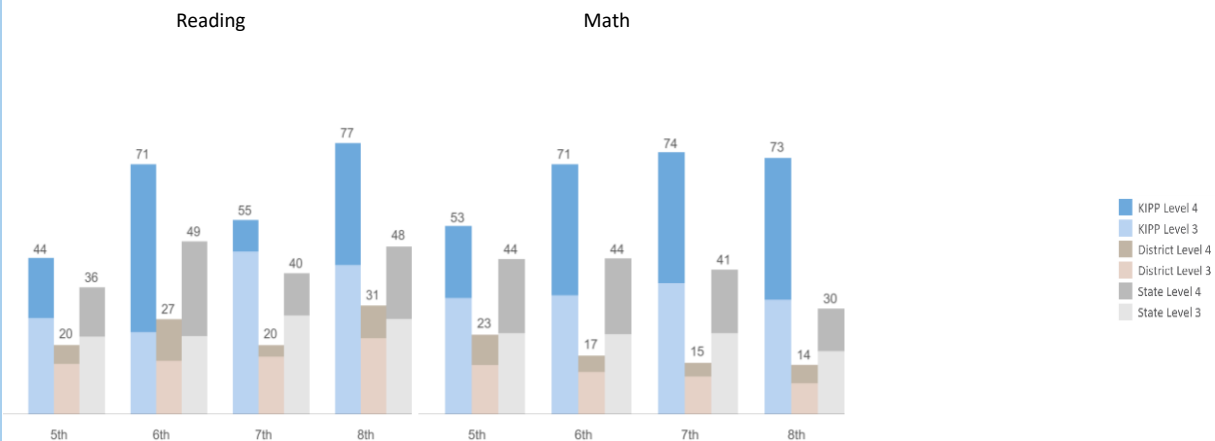
### ARE WE MAKING ENOUGH GROWTH TO REACH GRADE AND COLLEGE-READY LEVELS?

Measures of Academic Progress (MAP) 2017-18



### HOW ARE WE PERFORMING RELATIVE TO OUR LOCAL COMMUNITY?

New York State Testing Program 2017-2018



MAP data is suppressed in the bar graph above for any grades and subjects that had fewer than thirty students test.

The following pages were created to share KIPP Report Card data in a format that is compliant with the Americans with Disabilities Act.

---

<b>School Name</b>	<b>KIPP Academy Middle School (New York)</b>
<b>Address</b>	250 East 156th Street, Bronx - New York, NY 10451-4722
<b>Phone Number</b>	718-665-3555
<b>Website</b>	www.kippnyc.org/schools/kipp-academy-middle-school
<b>School Leader(s)</b>	Frank Corcoran
<b>Year Founded</b>	1995
<b>Grades Served</b>	5-8
<b>Student Enrollment</b>	332
<b>Gender</b>	55% Male, 45% Female
<b>Number of Teachers</b>	29

---

**Question 1: Who are our students?**

<b>Eligible for Free/Reduced Price Meals</b>	CEP Eligible
<b>Receive Special Education Services</b>	20%
<b>African American</b>	47%
<b>Hispanic or Latino</b>	51%
<b>Asian</b>	0%
<b>Other</b>	2%
<b>White</b>	<1%

---

**Question 2: Are our students staying with us?**

<b>Attrition Rate</b>	3%
-----------------------	----

---

**Question 3: Are our students progressing and achieving academically?**

*Percent of students making 1+ years of academic progress as measured by 2017-18 Measures of Academic Progress (MAP) exam*

<b>Reading</b>	69%
<b>Mathematics</b>	75%

---

**Data Footnotes**

MAP data is suppressed in the bar graph above for any grades and subjects that had fewer than thirty students test.

**Question 3 (continued):** Are we making enough growth to reach grade and college-ready levels?

---

**Annual 2017-18 Measures of Academic Progress (MAP) Exam Performance - Quartiles**

Season	Test Name	Grade	Bottom (%)	3rd (%)	2nd (%)	Top (%)
SPRING	Mathematics	5	17	20	33	30
SPRING	Mathematics	6	16	10	26	48
SPRING	Mathematics	7	12	13	31	45
SPRING	Mathematics	8	6	15	31	47
SPRING	Reading	5	16	28	37	20
SPRING	Reading	6	9	16	37	37
SPRING	Reading	7	12	15	46	27
SPRING	Reading	8	3	6	43	48

**Question 3 (continued):** How are we performing relative to our local community?

Percent of Students Meeting or Exceeding Grade Level Proficiency as Measured by State Test Score

**New York State Testing Program 2017-2018**

Test	Grade	Proficiency	School	District	State
Reading/English Language Arts	5	Level 3	27.27	14.25	22.00
Reading/English Language Arts	5	Level 4	17.05	5.35	14.00
Reading/English Language Arts	6	Level 3	23.26	15.11	22.15
Reading/English Language Arts	6	Level 4	47.67	11.85	26.87
Reading/English Language Arts	7	Level 3	46.15	16.32	28.00
Reading/English Language Arts	7	Level 4	8.97	3.26	12.00
Reading/English Language Arts	8	Level 3	42.31	21.56	27.00
Reading/English Language Arts	8	Level 4	34.62	9.26	20.57
Mathematics	5	Level 3	32.95	13.94	23.00
Mathematics	5	Level 4	20.45	8.59	21.00
Mathematics	6	Level 3	33.72	11.97	22.69
Mathematics	6	Level 4	37.21	4.62	21.51
Mathematics	7	Level 3	37.18	10.69	23.00
Mathematics	7	Level 4	37.18	3.87	18.00
Mathematics	8	Level 3	32.47	8.77	17.86
Mathematics	8	Level 4	40.26	5.19	12.09