

KIPP Academy Lynn Middle School

90 High Rock St, Lynn MA 01902 • 781-598-1609 • www.kippma.org/schools/kipp-academy-lynn/

School Leader(s): Farida Graham

Year Founded: 2004

Grades Served: 5-8

Student Enrollment: 488

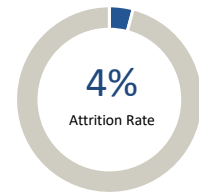
Gender: 52% Male, 48% Female

Number of Teachers: 39

QUESTION 1 WHO ARE OUR STUDENTS?

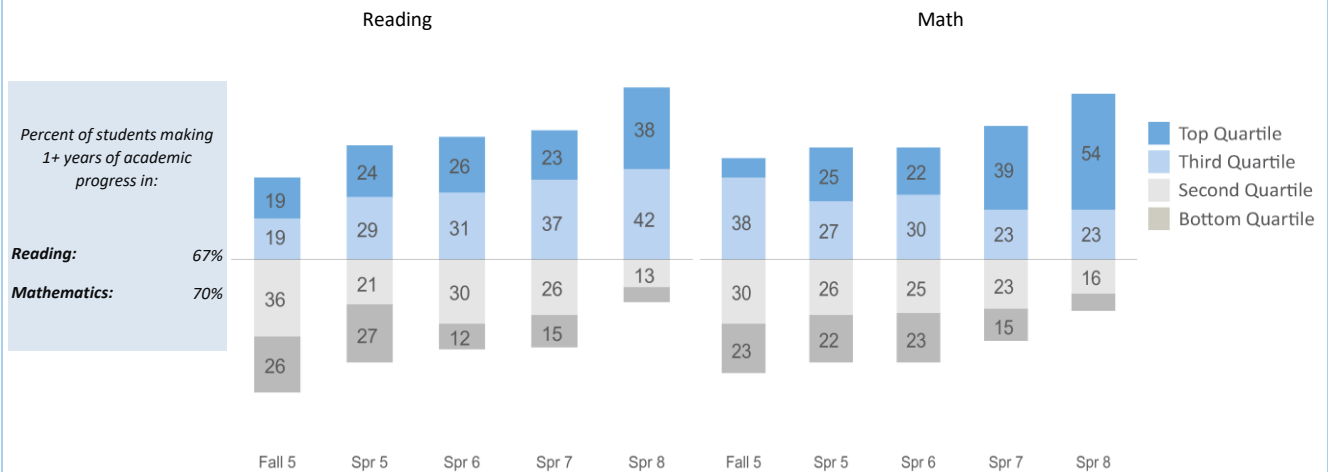
| | | |
|--|--------------------|---------------------------------------|
| CEP Eligible Eligible for Free/ Reduced-Price Meals | 17% | Receive Special Education Services |
| 19% | 70% | |
| Black or African American | Hispanic or Latino | |
| 3% | 2% | 5% |
| Asian | Other | White |

QUESTION 2 ARE OUR STUDENTS STAYING WITH US?

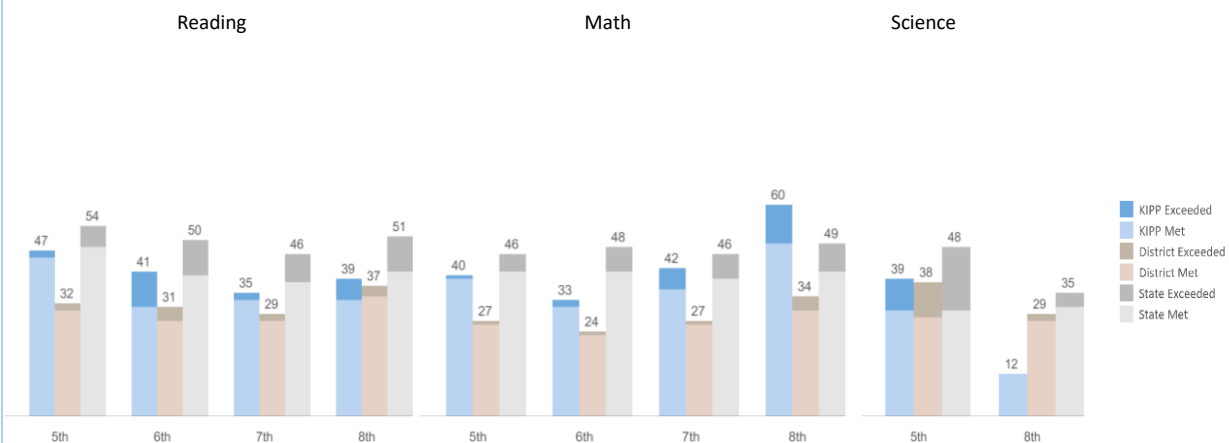


QUESTION 3 ARE OUR STUDENTS PROGRESSING AND ACHIEVING ACADEMICALLY?

ARE WE MAKING ENOUGH GROWTH TO REACH GRADE AND COLLEGE-READY LEVELS? Measures of Academic Progress (MAP) 2017-18



HOW ARE WE PERFORMING RELATIVE TO OUR LOCAL COMMUNITY? Massachusetts Comprehensive Assessment System 2017-2018



The following pages were created to share KIPP Report Card data in a format that is compliant with the Americans with Disabilities Act.

| | |
|---------------------------|--|
| School Name | KIPP Academy Lynn Middle School |
| Address | 90 High Rock St, Lynn, MA 01902 |
| Phone Number | 781-598-1609 |
| Website | www.kippma.org/schools/kipp-academy-lynn/ |
| School Leader(s) | Farida Graham |
| Year Founded | 2004 |
| Grades Served | 5-8 |
| Student Enrollment | 488 |
| Gender | 52% Male, 48% Female |
| Number of Teachers | 39 |

Question 1: Who are our students?

| | |
|--|--------------|
| Eligible for Free/Reduced Price Meals | CEP Eligible |
| Receive Special Education Services | 17% |
| African American | 19% |
| Hispanic or Latino | 70% |
| Asian | 3% |
| Other | 2% |
| White | 5% |

Question 2: Are our students staying with us?

| | |
|-----------------------|----|
| Attrition Rate | 4% |
|-----------------------|----|

Question 3: Are our students progressing and achieving academically?

Percent of students making 1+ years of academic progress as measured by 2017-18 Measures of Academic Progress (MAP) exam

| | |
|--------------------|-----|
| Reading | 67% |
| Mathematics | 70% |

Data Footnotes

Question 3 (continued): Are we making enough growth to reach grade and college-ready levels?

Annual 2017-18 Measures of Academic Progress (MAP) Exam Performance - Quartiles

| Season | Test Name | Grade | Bottom (%) | 3rd (%) | 2nd (%) | Top (%) |
|--------|-------------|-------|------------|---------|---------|---------|
| FALL | Mathematics | 5 | 23 | 30 | 38 | 9 |
| SPRING | Mathematics | 5 | 22 | 26 | 27 | 25 |
| SPRING | Mathematics | 6 | 23 | 25 | 30 | 22 |
| SPRING | Mathematics | 7 | 15 | 23 | 23 | 39 |
| SPRING | Mathematics | 8 | 8 | 16 | 23 | 54 |
| FALL | Reading | 5 | 26 | 36 | 19 | 19 |
| SPRING | Reading | 5 | 27 | 21 | 29 | 24 |
| SPRING | Reading | 6 | 12 | 30 | 31 | 26 |
| SPRING | Reading | 7 | 15 | 26 | 37 | 23 |
| SPRING | Reading | 8 | 7 | 13 | 42 | 38 |

Question 3 (continued): How are we performing relative to our local community?

Percent of Students Meeting or Exceeding Grade Level Proficiency as Measured by State Test Score

Massachusetts Comprehensive Assessment System 2017-2018

| Test | Grade | Proficiency | School | District | State |
|-------------------------------|-------|-------------|--------|----------|-------|
| Reading/English Language Arts | 5 | Exceeded | 2.00 | 2.00 | 6.00 |
| Reading/English Language Arts | 5 | Met | 45.00 | 30.00 | 48.00 |
| Reading/English Language Arts | 6 | Exceeded | 10.00 | 4.00 | 10.00 |
| Reading/English Language Arts | 6 | Met | 31.00 | 27.00 | 40.00 |
| Reading/English Language Arts | 7 | Exceeded | 2.00 | 2.00 | 8.00 |
| Reading/English Language Arts | 7 | Met | 33.00 | 27.00 | 38.00 |
| Reading/English Language Arts | 8 | Exceeded | 6.00 | 3.00 | 10.00 |
| Reading/English Language Arts | 8 | Met | 33.00 | 34.00 | 41.00 |
| Mathematics | 5 | Exceeded | 1.00 | 1.00 | 5.00 |
| Mathematics | 5 | Met | 39.00 | 26.00 | 41.00 |
| Mathematics | 6 | Exceeded | 2.00 | 1.00 | 7.00 |
| Mathematics | 6 | Met | 31.00 | 23.00 | 41.00 |
| Mathematics | 7 | Exceeded | 6.00 | 1.00 | 7.00 |
| Mathematics | 7 | Met | 36.00 | 26.00 | 39.00 |
| Mathematics | 8 | Exceeded | 11.00 | 4.00 | 8.00 |
| Mathematics | 8 | Met | 49.00 | 30.00 | 41.00 |
| Science | 5 | Exceeded | 9.00 | 10.00 | 18.00 |
| Science | 5 | Met | 30.00 | 28.00 | 30.00 |
| Science | 8 | Exceeded | 0.00 | 2.00 | 4.00 |
| Science | 8 | Met | 12.00 | 27.00 | 31.00 |