

# KIPP Chicago

Chicago, IL • Executive Director: April Goble • 7 Schools • Grades Served: K-8 • Total Enrollment: 2,445 • Est. 2003

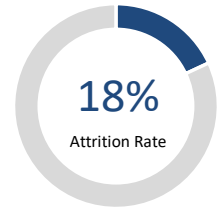
## School Name: Year Est., Grades Served

KIPP Academy Chicago: 2012, 4-8  
 KIPP Ascend Middle School: 2003, 5-8  
 KIPP Ascend Primary School: 2010, K-4  
 KIPP Bloom College Prep: 2013, 5-8  
 KIPP Bloom Primary School: 2018, K  
 KIPP One Academy: 2016, 5-7  
 KIPP One Primary: 2016, K-2

## QUESTION 1 WHO ARE OUR STUDENTS?


|                                       |                                    |
|---------------------------------------|------------------------------------|
| CEP Eligible                          | 13%                                |
| Eligible for Free/Reduced Price Meals | Receive Special Education Services |
| 86%                                   | 11%                                |
| Black or African American             | Hispanic or Latino                 |
| 0%                                    | 3%                                 |
| Asian                                 | Other                              |
|                                       | <1%                                |
|                                       | White                              |

## QUESTION 2 ARE OUR STUDENTS STAYING WITH US?

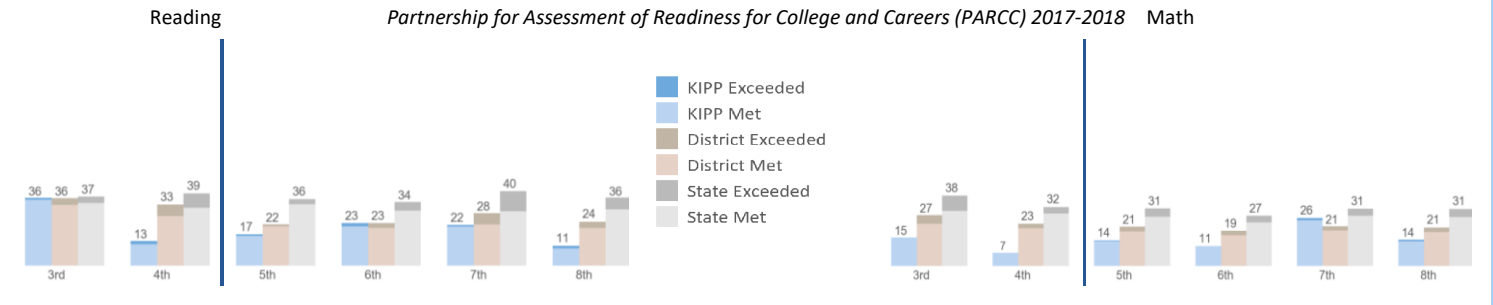


## QUESTION 3 ARE OUR STUDENTS PROGRESSING AND ACHIEVING ACADEMICALLY?

### ARE WE MAKING ENOUGH GROWTH TO REACH GRADE AND COLLEGE-READY LEVELS?



### HOW ARE WE PERFORMING RELATIVE TO OUR LOCAL COMMUNITY?



### KIPP HIGH SCHOOL RESULTS FOR GRADUATING SENIORS

No Graduating Seniors  
Average ACT or SAT

No Graduating Seniors  
ACT or SAT Participation Rate

No Graduating Seniors  
% Took at Least 1 AP

No Graduating Seniors  
% Scored 3 or Above on at Least 1 AP

## QUESTION 4 ARE OUR ALUMNI CLIMBING THE MOUNTAIN TO AND THROUGH COLLEGE?

90%  
High School Graduation Rate

78%  
College Matriculation Rate

\*Figures are for students who completed the 8th grade at a KIPP middle school 5+ years ago and/or graduated from a KIPP high school.

## QUESTION 5 ARE WE BUILDING A SUSTAINABLE PEOPLE MODEL?

80%  
Teachers Retained within KIPP  
(68% Retained in Their Position)

139  
Number of Teachers

The following pages were created to share KIPP Report Card data in a format that is compliant with the Americans with Disabilities Act.

| <b>Region Name</b>            | <b>KIPP Chicago</b> |
|-------------------------------|---------------------|
| <b>Location</b>               | Chicago, IL         |
| <b>Executive Director</b>     | April Goble         |
| <b>Number of Schools</b>      | 7                   |
| <b>Regional Grades Served</b> | K-8                 |
| <b>Total Enrollment</b>       | 2445                |
| <b>Region Established</b>     | 2003                |

| <b>School Name</b>         | <b>Year Est.</b> | <b>Grades Served</b> |
|----------------------------|------------------|----------------------|
| KIPP Academy Chicago       | 2012             | 4-8                  |
| KIPP Ascend Middle School  | 2003             | 5-8                  |
| KIPP Ascend Primary School | 2010             | K-4                  |
| KIPP Bloom College Prep    | 2013             | 5-8                  |
| KIPP Bloom Primary School  | 2018             | K-K                  |
| KIPP One Academy           | 2016             | 5-7                  |
| KIPP One Primary           | 2016             | K-2                  |

**Question 1: Who are our students?**

---

|                                       |              |
|---------------------------------------|--------------|
| Eligible for Free/Reduced Price Meals | CEP Eligible |
| Receive Special Education Services    | 13%          |
| African American                      | 86%          |
| Hispanic or Latino                    | 11%          |
| Asian                                 | 0%           |
| Other                                 | 3%           |
| White                                 | <1%          |

**Question 2: Are our students staying with us?**

---

|                |     |
|----------------|-----|
| Attrition Rate | 18% |
|----------------|-----|

**Question 3: Are our students progressing and achieving academically?**

---

**KIPP HIGH SCHOOL RESULTS FOR GRADUATING SENIORS\***

|                                      |                       |
|--------------------------------------|-----------------------|
| Average ACT or SAT                   | No Graduating Seniors |
| ACT or SAT Participation Rate        | No Graduating Seniors |
| % Took at Least 1 AP                 | No Graduating Seniors |
| % Scored 3 or Above on at Least 1 AP | No Graduating Seniors |

**Question 4: Are our alumni climbing the mountain to and through college?**

---

|                             |     |
|-----------------------------|-----|
| High School Graduation Rate | 90% |
| College Matriculation Rate  | 78% |

\* Figures are for students who completed the 8th grade at a KIPP middle school 5+ years ago and/or graduated from a KIPP high school.

**Question 5: Are we building a sustainable people model?**

---

|                                     |     |
|-------------------------------------|-----|
| Teachers Retained within KIPP       | 80% |
| Teachers Retained in Their Position | 68% |
| Number of Teachers                  | 139 |

**Data Footnotes**

---

**Question 3 (continued):** Are we making enough growth to reach grade and college-ready levels?

---

| Annual 2017-18 Measures of Academic Progress (MAP) Exam Performance - Quartiles |             |       |            |         |         |         |
|---------------------------------------------------------------------------------|-------------|-------|------------|---------|---------|---------|
| Season                                                                          | Test Name   | Grade | Bottom (%) | 2nd (%) | 3rd (%) | Top (%) |
| FALL                                                                            | Mathematics | 0     | 45         | 36      | 13      | 6       |
| SPRING                                                                          | Mathematics | 0     | 14         | 20      | 29      | 37      |
| SPRING                                                                          | Mathematics | 1     | 22         | 21      | 24      | 33      |
| SPRING                                                                          | Mathematics | 2     | 39         | 29      | 30      | 2       |
| SPRING                                                                          | Mathematics | 3     | 17         | 27      | 33      | 23      |
| SPRING                                                                          | Mathematics | 4     | 27         | 31      | 30      | 12      |
| FALL                                                                            | Mathematics | 5     | 41         | 33      | 19      | 8       |
| SPRING                                                                          | Mathematics | 5     | 27         | 23      | 29      | 21      |
| SPRING                                                                          | Mathematics | 6     | 19         | 29      | 31      | 21      |
| SPRING                                                                          | Mathematics | 7     | 21         | 22      | 23      | 34      |
| SPRING                                                                          | Mathematics | 8     | 21         | 29      | 29      | 21      |
| FALL                                                                            | Reading     | 0     | 28         | 43      | 22      | 7       |
| SPRING                                                                          | Reading     | 0     | 19         | 29      | 30      | 23      |
| SPRING                                                                          | Reading     | 1     | 30         | 24      | 27      | 19      |
| SPRING                                                                          | Reading     | 2     | 44         | 28      | 21      | 6       |
| SPRING                                                                          | Reading     | 3     | 22         | 34      | 34      | 10      |
| SPRING                                                                          | Reading     | 4     | 32         | 28      | 27      | 12      |
| FALL                                                                            | Reading     | 5     | 36         | 23      | 27      | 14      |
| SPRING                                                                          | Reading     | 5     | 19         | 22      | 35      | 24      |
| SPRING                                                                          | Reading     | 6     | 15         | 26      | 36      | 22      |
| SPRING                                                                          | Reading     | 7     | 15         | 24      | 34      | 27      |
| SPRING                                                                          | Reading     | 8     | 18         | 29      | 40      | 14      |

**Question 3 (continued):** How are we performing relative to our local community?

**Percent of Students Meeting or Exceeding Grade Level Proficiency as Measured by State Test Score**

Grade 99 reflects a course-based exam taken by multiple grades.

| <b>Test</b>                   | <b>Grade</b> | <b>Proficiency</b> | <b>Region</b> | <b>District</b> | <b>State</b> |
|-------------------------------|--------------|--------------------|---------------|-----------------|--------------|
| Mathematics                   | 3            | Exceeded           | 0.00          | 4.60            | 8.20         |
| Mathematics                   | 3            | Met                | 15.24         | 22.60           | 29.50        |
| Mathematics                   | 4            | Exceeded           | 0.00          | 2.40            | 3.40         |
| Mathematics                   | 4            | Met                | 7.02          | 20.10           | 28.10        |
| Mathematics                   | 5            | Exceeded           | 0.28          | 2.60            | 4.50         |
| Mathematics                   | 5            | Met                | 13.41         | 18.40           | 26.30        |
| Mathematics                   | 6            | Exceeded           | 0.00          | 2.40            | 3.60         |
| Mathematics                   | 6            | Met                | 10.51         | 16.40           | 23.30        |
| Mathematics                   | 7            | Exceeded           | 1.15          | 2.20            | 3.80         |
| Mathematics                   | 7            | Met                | 24.52         | 19.00           | 26.90        |
| Mathematics                   | 8            | Exceeded           | 0.88          | 2.50            | 4.40         |
| Mathematics                   | 8            | Met                | 13.22         | 18.10           | 26.10        |
| Reading/English Language Arts | 3            | Exceeded           | 0.95          | 3.60            | 3.40         |
| Reading/English Language Arts | 3            | Met                | 35.24         | 32.50           | 33.60        |
| Reading/English Language Arts | 4            | Exceeded           | 1.75          | 6.10            | 7.60         |
| Reading/English Language Arts | 4            | Met                | 11.40         | 26.60           | 31.00        |
| Reading/English Language Arts | 5            | Exceeded           | 0.84          | 1.10            | 2.70         |
| Reading/English Language Arts | 5            | Met                | 15.97         | 21.00           | 32.90        |
| Reading/English Language Arts | 6            | Exceeded           | 1.70          | 2.60            | 4.70         |
| Reading/English Language Arts | 6            | Met                | 21.02         | 20.20           | 29.40        |
| Reading/English Language Arts | 7            | Exceeded           | 0.78          | 6.00            | 10.70        |
| Reading/English Language Arts | 7            | Met                | 20.93         | 22.00           | 29.10        |
| Reading/English Language Arts | 8            | Exceeded           | 1.32          | 3.40            | 6.30         |
| Reading/English Language Arts | 8            | Met                | 9.25          | 20.10           | 30.10        |