

# KIPP Vision Academy

660 McWilliams Road SE, Atlanta, GA 30315 • 404-537-5252 • [kippmetroatlanta.org/kipp-vision-academy/](http://kippmetroatlanta.org/kipp-vision-academy/)

**School Leader(s):** Alison Irons

**Year Founded:** 2010

**Grades Served:** 5 - 8

**Student Enrollment:** 361

**Gender:** 48% Male, 52% Female

**Number of Teachers:** 28

## QUESTION 1 WHO ARE OUR STUDENTS?

**CEP Eligible**

Eligible for Free/  
Reduced-Price Meals

96%

African American

0%

Asian

8%

Receive Special  
Education Services

4%

Hispanic or Latino

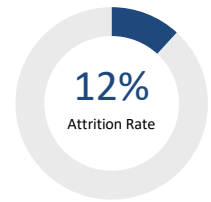
<1%

Other

0%

White

## QUESTION 2 ARE OUR STUDENTS STAYING WITH US?



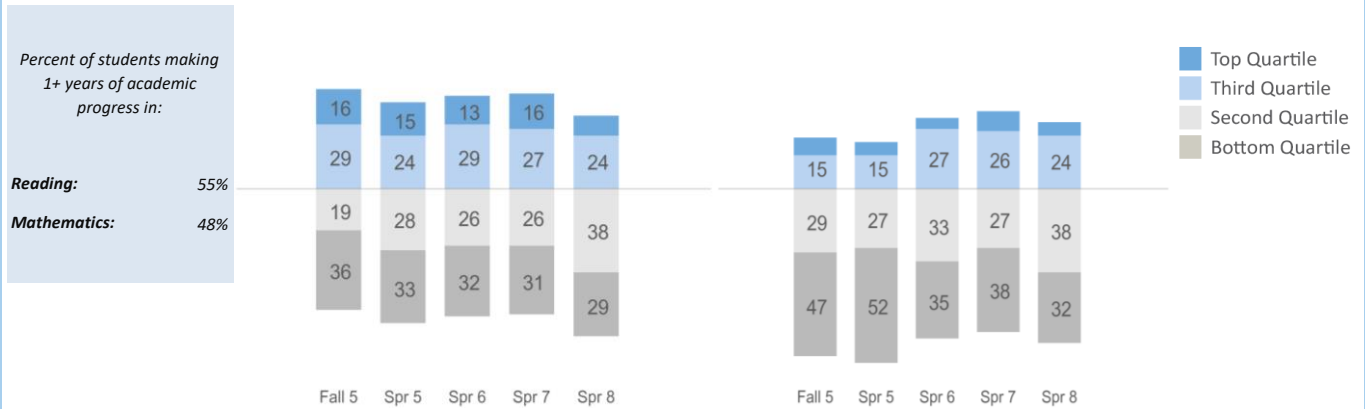
## QUESTION 3 ARE OUR STUDENTS PROGRESSING AND ACHIEVING ACADEMICALLY?

### ARE WE MAKING ENOUGH GROWTH TO REACH GRADE AND COLLEGE-READY LEVELS?

Measures of Academic Progress (MAP) 2016-17

Reading

Math



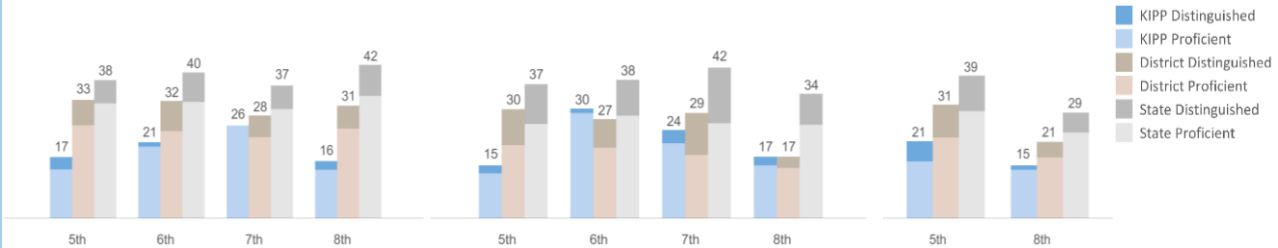
### HOW ARE WE PERFORMING RELATIVE TO OUR LOCAL COMMUNITY?

Georgia Milestones Assessment System 2016-17

Reading

Math

Science



The state of Georgia no longer administers the Science or Social Studies Georgia Milestones Assessment to grade 3, 4, 6, or 7.

The following pages were created to share KIPP Report Card data in a format that is compliant with the Americans with Disabilities Act.

<b>School Name</b>	<b>KIPP Vision Academy</b>
<b>Address</b>	660 McWilliams Road SE, Atlanta, GA 30315
<b>Phone Number</b>	404-537-5252
<b>Website</b>	<a href="http://www.kippmetroatlanta.org/kipp-vision-academy/">www.kippmetroatlanta.org/kipp-vision-academy/</a>
<b>School Leader(s)</b>	Alison Irons
<b>Year Founded</b>	2010
<b>Grades Served</b>	5 - 8
<b>Student Enrollment</b>	361
<b>Gender</b>	48% Male, 52% Female
<b>Number of Teachers</b>	28

**Question 1: Who are our students?**

<b>Eligible for Free/Reduced Price Meals</b>	CEP Eligible
<b>Receive Special Education Services</b>	8%
<b>African American</b>	96%
<b>Hispanic or Latino</b>	4%
<b>Asian</b>	0%
<b>Other</b>	<1%
<b>White</b>	0%

**Question 2: Are our students staying with us?**

<b>Attrition Rate</b>	12%
-----------------------	-----

**Question 3: Are our students progressing and achieving academically?**

*Percent of students making 1+ years of academic progress as measured by 2016-17 Measures of Academic Progress (MAP) exam*

<b>Reading</b>	55%
<b>Mathematics</b>	48%

**Data Footnotes**

The state of Georgia no longer administers the Science or Social Studies Georgia Milestones Assessment to grade 3, 4, 6, or 7.

**Question 3 (continued):** Are we making enough growth to reach grade and college-ready levels?

---

**Annual 2016-17 Measures of Academic Progress (MAP) Exam Performance - Percentiles**

Season	Test Name	Grade	Bottom %	3rd %	2nd %	Top %
FALL	Mathematics	5	47	29	15	8
SPRING	Mathematics	5	52	27	15	6
SPRING	Mathematics	6	35	33	27	5
SPRING	Mathematics	7	38	27	26	9
SPRING	Mathematics	8	32	38	24	6
FALL	Reading	5	36	19	29	16
SPRING	Reading	5	33	28	24	15
SPRING	Reading	6	32	26	29	13
SPRING	Reading	7	31	26	27	16
SPRING	Reading	8	29	38	24	9

**Question 3 (continued):** How are we performing relative to our local community?

Percent of Students Meeting or Exceeding Grade Level Proficiency as Measured by State Test Score					
Georgia Milestones Assessment System 2016-17					
Test	Grade	Proficiency	School	District	State
Reading/English Language Arts	5	Exceeds	3.40	7.00	6.44
Reading/English Language Arts	5	Met	13.50	25.70	31.74
Reading/English Language Arts	6	Exceeds	1.20	8.30	8.13
Reading/English Language Arts	6	Met	19.80	24.10	32.16
Reading/English Language Arts	7	Exceeds	0.00	6.00	6.47
Reading/English Language Arts	7	Met	25.60	22.40	30.19
Reading/English Language Arts	8	Exceeds	2.40	6.30	8.57
Reading/English Language Arts	8	Met	13.40	24.80	33.82
Mathematics	5	Exceeds	2.20	9.90	11.01
Mathematics	5	Met	12.40	20.20	26.05
Mathematics	6	Exceeds	1.20	7.90	9.88
Mathematics	6	Met	29.10	19.50	28.36
Mathematics	7	Exceeds	3.70	11.60	15.38
Mathematics	7	Met	20.70	17.50	26.24
Mathematics	8	Exceeds	2.40	3.10	8.57
Mathematics	8	Met	14.60	13.90	25.82
Science	5	Exceeds	5.60	9.10	9.80
Science	5	Met	15.70	22.30	29.60
Science	8	Exceeds	1.20	4.30	5.50
Science	8	Met	13.40	16.80	23.70