

# KIPP Un Mundo Dual Language Academy

4343 Commerce Street, San Antonio, TX 78237 • 210-824-1905 • [kippsa.org/our-schools/kipp-un-mundo-dual-language-academy/](http://kippsa.org/our-schools/kipp-un-mundo-dual-language-academy/)

**School Leader(s): Nancy Ocasio**

**Year Founded: 2012**

**Grades Served: K - 4**

**Student Enrollment: 619**

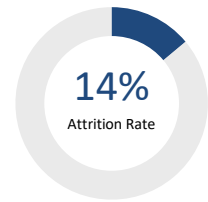
**Gender: 51% Male, 49% Female**

**Number of Teachers: 30**

## QUESTION 1 WHO ARE OUR STUDENTS?

86%	5%
Eligible for Free/ Reduced-Price Meals	Receive Special Education Services
1%	98%
African American	Hispanic or Latino
0%	<1%
Asian	Other
	<1%
	White

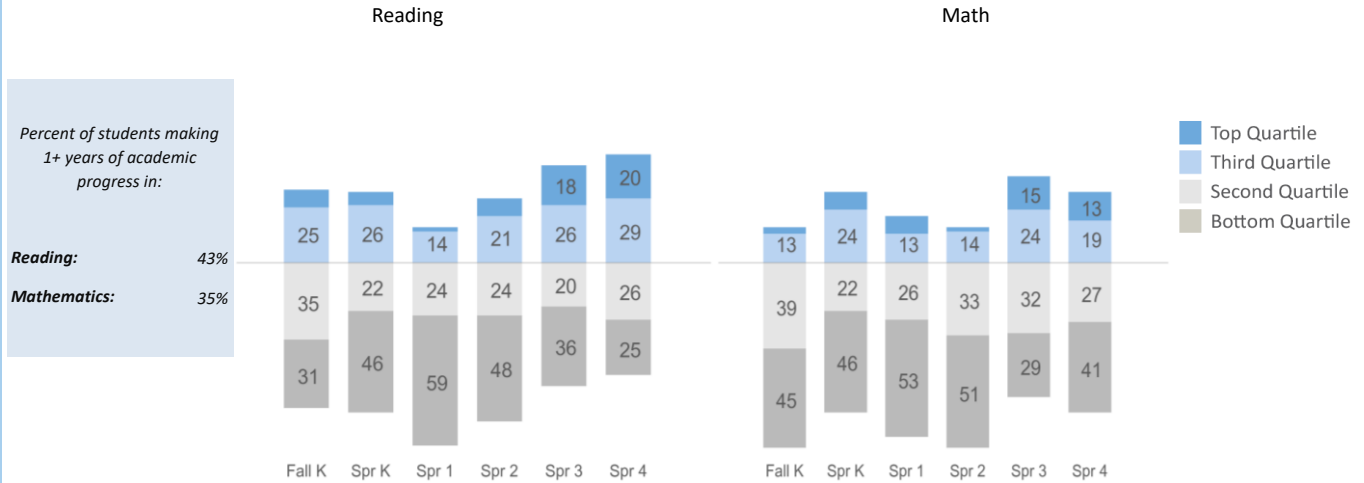
## QUESTION 2 ARE OUR STUDENTS STAYING WITH US?



## QUESTION 3 ARE OUR STUDENTS PROGRESSING AND ACHIEVING ACADEMICALLY?

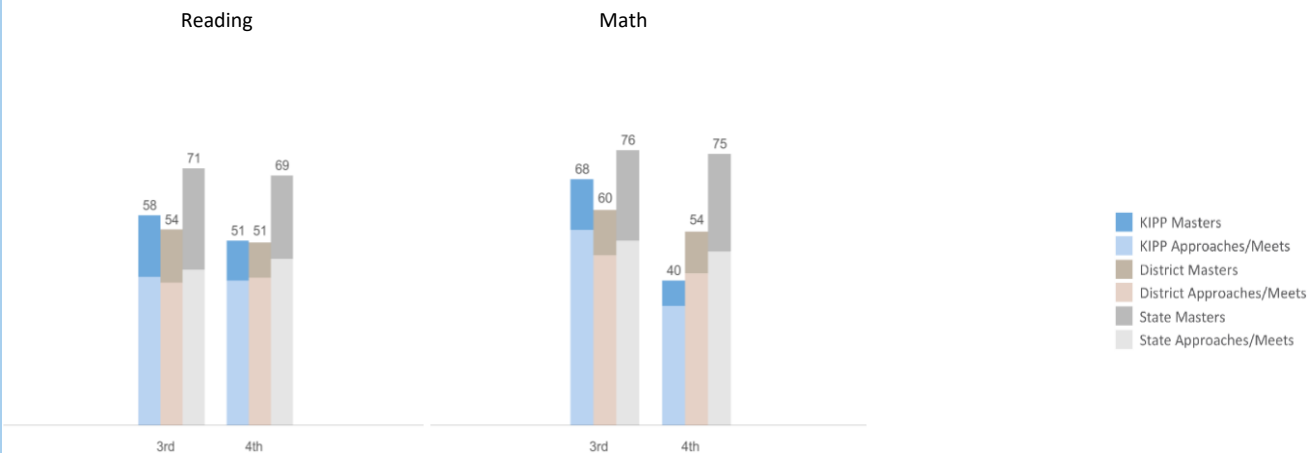
### ARE WE MAKING ENOUGH GROWTH TO REACH GRADE AND COLLEGE-READY LEVELS?

Measures of Academic Progress (MAP) 2016-17



### HOW ARE WE PERFORMING RELATIVE TO OUR LOCAL COMMUNITY?

State of Texas Assessments of Academic Readiness (STAAR) 2016-17



All school, district and state scores reflect a combination of tests taken in English and Spanish. According to the Texas Education Agency, the Spanish-language tests assess the same grade-level academic skills as the English-language tests. State test scores for the 5th and 8th grade include data from the first test administration only.

The following pages were created to share KIPP Report Card data in a format that is compliant with the Americans with Disabilities Act.

---

<b>School Name</b>	<b>KIPP Un Mundo Dual Language Academy</b>
<b>Address</b>	4343 Commerce Street, San Antonio, TX 78237
<b>Phone Number</b>	210-824-1905
<b>Website</b>	<a href="http://www.kippsa.org/our-schools/kipp-un-mundo-dual-language-academy/">www.kippsa.org/our-schools/kipp-un-mundo-dual-language-academy/</a>
<b>School Leader(s)</b>	Nancy Ocasio
<b>Year Founded</b>	2012
<b>Grades Served</b>	K - 4
<b>Student Enrollment</b>	619
<b>Gender</b>	51% Male, 49% Female
<b>Number of Teachers</b>	30

---

**Question 1: Who are our students?**

<b>Eligible for Free/Reduced Price Meals</b>	86%
<b>Receive Special Education Services</b>	5%
<b>African American</b>	1%
<b>Hispanic or Latino</b>	98%
<b>Asian</b>	0%
<b>Other</b>	<1%
<b>White</b>	<1%

---

**Question 2: Are our students staying with us?**

<b>Attrition Rate</b>	14%
-----------------------	-----

---

**Question 3: Are our students progressing and achieving academically?**

*Percent of students making 1+ years of academic progress as measured by 2016-17 Measures of Academic Progress (MAP) exam*

<b>Reading</b>	43%
<b>Mathematics</b>	35%

---

**Data Footnotes**

All school, district and state scores reflect a combination of tests taken in English and Spanish. According to the Texas Education Agency, the Spanish-language tests assess the same grade-level academic skills as the English-language tests. State test scores for the 5th and 8th grade include data from the first test administration only.

**Question 3 (continued):** Are we making enough growth to reach grade and college-ready levels?

---

**Annual 2016-17 Measures of Academic Progress (MAP) Exam Performance - Percentiles**

Season	Test Name	Grade	Bottom %	3rd %	2nd %	Top %
FALL	Mathematics	0	45	39	13	3
SPRING	Mathematics	0	46	22	24	8
SPRING	Mathematics	1	53	26	13	8
SPRING	Mathematics	2	51	33	14	2
SPRING	Mathematics	3	29	32	24	15
SPRING	Mathematics	4	41	27	19	13
FALL	Reading	0	31	35	25	8
SPRING	Reading	0	46	22	26	6
SPRING	Reading	1	59	24	14	2
SPRING	Reading	2	48	24	21	8
SPRING	Reading	3	36	20	26	18
SPRING	Reading	4	25	26	29	20

**Question 3 (continued):** How are we performing relative to our local community?

Percent of Students Meeting or Exceeding Grade Level Proficiency as Measured by State Test Score

**State of Texas Assessments of Academic Readiness (STAAR) 2016-17**

Test	Grade	Proficiency	School	District	State
Reading/English Language Arts	3	Exceeds	17.00	14.70	28.00
Reading/English Language Arts	3	Met	41.00	39.40	43.00
Reading/English Language Arts	4	Exceeds	11.00	9.70	23.00
Reading/English Language Arts	4	Met	40.00	40.80	46.00
Mathematics	3	Exceeds	14.00	12.50	25.00
Mathematics	3	Met	54.00	47.00	51.00
Mathematics	4	Exceeds	7.00	11.50	27.00
Mathematics	4	Met	33.00	42.00	48.00