

# KIPP NYC College Prep High School

201 East 144th Street, Bronx - New York, NY 10451 • 212-991-2626 • [kippnyc.org/schools/kippnyc-college-prep/](http://kippnyc.org/schools/kippnyc-college-prep/)

**School Leader(s): Carlos Capellan**

**Year Founded: 2009**

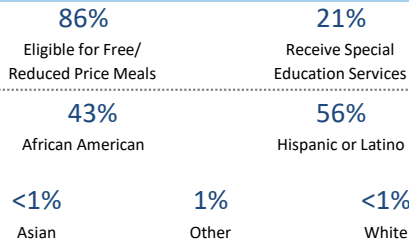
**Grades Served: 9 - 12**

**Student Enrollment: 1173**

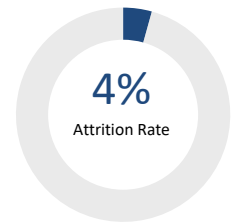
**Gender: 49% Male, 51% Female**

**Number of Teachers: 103**

## QUESTION 1 WHO ARE OUR STUDENTS?



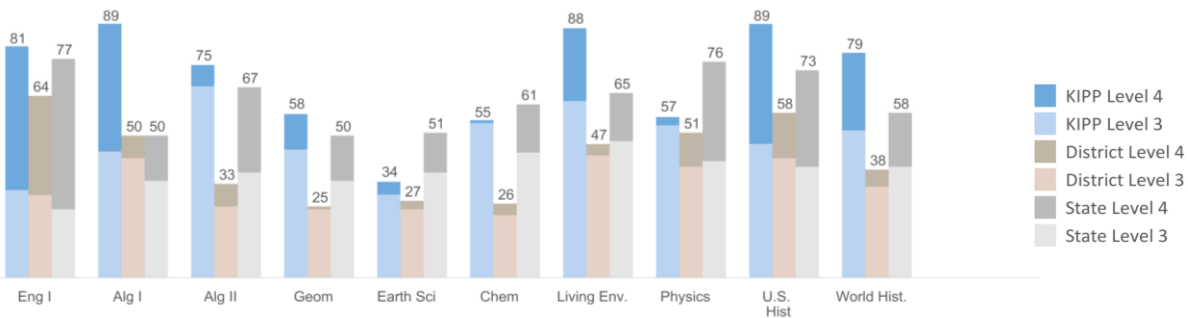
## QUESTION 2 ARE OUR STUDENTS STAYING WITH US?



## QUESTION 3 ARE OUR STUDENTS PROGRESSING AND ACHIEVING ACADEMICALLY?

### HOW ARE WE PERFORMING RELATIVE TO OUR LOCAL COMMUNITY?

Regents Examination (RE) 2016-17



### KIPP HIGH SCHOOL RESULTS FOR GRADUATING SENIORS

#### SAT Test Results

% Taking

**94%**

Average Score

**1013**

#### AP Test Results

% Taking

**61%**

% Passing (score of 3+)

**48%**

## QUESTION 4 ARE OUR ALUMNI CLIMBING THE MOUNTAIN TO AND THROUGH COLLEGE?

% of Students completing high school in 4 years

**96%**

and  
1% of KIPPsters  
still persisting in high school

The following pages were created to share KIPP Report Card data in a format that is compliant with the Americans with Disabilities Act.

---

<b>School Name</b>	<b>KIPP NYC College Prep High School</b>
--------------------	--

---

<b>Address</b>	201 East 144th Street, Bronx - New York, NY 10451
<b>Phone Number</b>	212-991-2626
<b>Website</b>	<a href="http://www.kippnyc.org/schools/kipp-nyc-college-prep/">www.kippnyc.org/schools/kipp-nyc-college-prep/</a>
<b>School Leader(s)</b>	Carlos Capellan
<b>Year Founded</b>	2009
<b>Grades Served</b>	9 - 12
<b>Student Enrollment</b>	1173
<b>Gender</b>	49% Male, 51% Female
<b>Number of Teachers</b>	103

---

**Question 1: Who are our students?**

---

<b>Eligible for Free/Reduced Price Meals</b>	86%
<b>Receive Special Education Services</b>	21%
<b>African American</b>	43%
<b>Hispanic or Latino</b>	56%
<b>Asian</b>	<1%
<b>Other</b>	1%
<b>White</b>	<1%

---

**Question 2: Are our students staying with us?**

---

Attrition Rate	4%
----------------	----

---

**Question 3: Are our students progressing and achieving academically?**

---

KIPP High School Results for Graduating Seniors

**SAT Test Results**

% Students Taking Test	94%
Average Test Score	1013

**AP Test Results**

% Students Taking Test	61%
% Passing (score of 3+)	48%

---

**Question 4: Are our alumni climbing the mountain to and through college?**

---

% of Students completing high school in 4 years	96%
KIPPsters still persisting in high school	1%

---

**Data Footnotes**

---

**Question 3 (continued):** How are we performing relative to our local community?

Percent of Students Meeting or Exceeding Grade Level Proficiency as Measured by State Test Score

**Regents Examination (RE) 2016-17****Grade 99 reflects a course-based exam taken by multiple grades.**

Test	Grade	Proficiency	School	District	State
English I	99	Meets standard	30.77	29.00	24.00
English I	99	Exceeds standard	50.69	35.00	53.00
Algebra I	99	Meets standard	44.41	42.00	34.00
Algebra I	99	Exceeds standard	44.99	8.00	16.00
Algebra II	99	Meets standard	67.38	25.00	37.00
Algebra II	99	Exceeds standard	7.49	8.00	30.00
Geometry	99	Meets standard	45.07	24.00	34.00
Geometry	99	Exceeds standard	12.50	1.00	16.00
Earth Sciences	99	Meets standard	29.21	24.00	37.00
Earth Sciences	99	Exceeds standard	4.49	3.00	14.00
Chemistry	99	Meets standard	54.39	22.00	44.00
Chemistry	99	Exceeds standard	1.05	4.00	17.00
Living Environment	99	Meets standard	62.16	43.00	48.00
Living Environment	99	Exceeds standard	25.68	4.00	17.00
Physics	99	Meets standard	53.62	39.00	41.00
Physics	99	Exceeds standard	2.90	12.00	35.00
U.S. History	99	Meets standard	47.06	42.00	39.00
U.S. History	99	Exceeds standard	42.28	16.00	34.00
World History	99	Meets standard	51.79	32.00	39.00
World History	99	Exceeds standard	27.36	6.00	19.00