

# KIPP Morial Primary

7701 Grant Street, (Morial), New Orleans, LA 70126 • 504-592-8520 • <https://kipneworleans.org/school/kipp-morial-primary>

**School Leader(s): Mark Burton**

**Year Founded: 2006**

**Grades Served: K - 5**

**Student Enrollment: 604**

**Gender: 49% Male, 51% Female**

**Number of Teachers: 39**

## QUESTION 1 WHO ARE OUR STUDENTS?

**CEP Eligible**

Eligible for Free/  
Reduced-Price Meals

95%

African American

0%

Asian

8%

Receive Special  
Education Services

3%

Hispanic or Latino

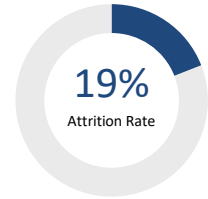
1%

Other

1%

White

## QUESTION 2 ARE OUR STUDENTS STAYING WITH US?



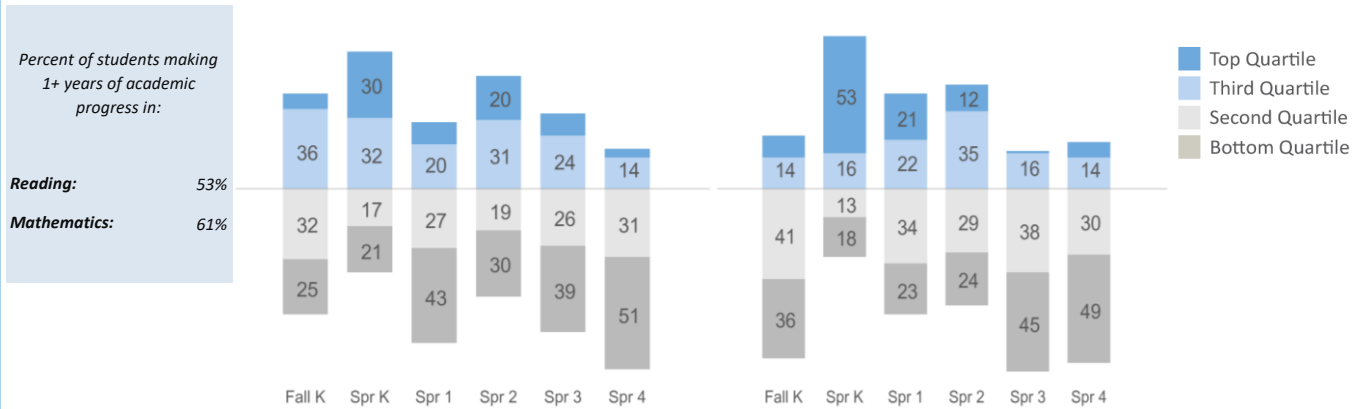
## QUESTION 3 ARE OUR STUDENTS PROGRESSING AND ACHIEVING ACADEMICALLY?

### ARE WE MAKING ENOUGH GROWTH TO REACH GRADE AND COLLEGE-READY LEVELS?

Measures of Academic Progress (MAP) 2016-17

Reading

Math

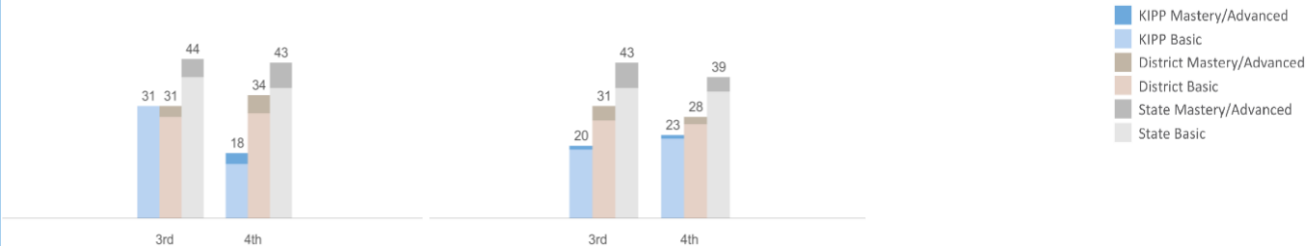


### HOW ARE WE PERFORMING RELATIVE TO OUR LOCAL COMMUNITY?

Louisiana Educational Assessment Program (LEAP) 2016-17

Reading

Math



Last year the district chose to transition from "Recovery School District - New Orleans" to "OPSB - Orleans All" which is a combination district of the Orleans Parish, Recovery School District, and New Orleans Schools.

The following pages were created to share KIPP Report Card data in a format that is compliant with the Americans with Disabilities Act.

<b>School Name</b>	<b>KIPP Morial Primary</b>
<b>Address</b>	7701 Grant Street, (Morial), New Orleans, LA 70126
<b>Phone Number</b>	504-592-8520
<b>Website</b>	<a href="https://www.kippneworleans.org/school/kipp-morial-primary">https://www.kippneworleans.org/school/kipp-morial-primary</a>
<b>School Leader(s)</b>	Mark Burton
<b>Year Founded</b>	2006
<b>Grades Served</b>	K - 5
<b>Student Enrollment</b>	604
<b>Gender</b>	49% Male, 51% Female
<b>Number of Teachers</b>	39

**Question 1: Who are our students?**

<b>Eligible for Free/Reduced Price Meals</b>	CEP Eligible
<b>Receive Special Education Services</b>	8%
<b>African American</b>	95%
<b>Hispanic or Latino</b>	3%
<b>Asian</b>	0%
<b>Other</b>	1%
<b>White</b>	1%

**Question 2: Are our students staying with us?**

<b>Attrition Rate</b>	19%
-----------------------	-----

**Question 3: Are our students progressing and achieving academically?**

*Percent of students making 1+ years of academic progress as measured by 2016-17 Measures of Academic Progress (MAP) exam*

<b>Reading</b>	53%
<b>Mathematics</b>	61%

**Data Footnotes**

Last year the district chose to transition from "Recovery School District – New Orleans" to "OPSB – Orleans All" which is a combination district of the Orleans Parish, Recovery School District, and New Orleans Schools.

**Question 3 (continued):** Are we making enough growth to reach grade and college-ready levels?

---

**Annual 2016-17 Measures of Academic Progress (MAP) Exam Performance - Percentiles**

Season	Test Name	Grade	Bottom %	3rd %	2nd %	Top %
FALL	Mathematics	0	36	41	14	10
SPRING	Mathematics	0	18	13	16	53
SPRING	Mathematics	1	23	34	22	21
SPRING	Mathematics	2	24	29	35	12
SPRING	Mathematics	3	45	38	16	1
SPRING	Mathematics	4	49	30	14	7
FALL	Reading	0	25	32	36	7
SPRING	Reading	0	21	17	32	30
SPRING	Reading	1	43	27	20	10
SPRING	Reading	2	30	19	31	20
SPRING	Reading	3	39	26	24	10
SPRING	Reading	4	51	31	14	4

**Question 3 (continued):** How are we performing relative to our local community?

Percent of Students Meeting or Exceeding Grade Level Proficiency as Measured by State Test Score					
Louisiana Educational Assessment Program (LEAP) 2016-17					
Test	Grade	Proficiency	School	District	State
English Language Arts	3	Met	31.00	28.00	39.00
English Language Arts	3	Exceeds	0.00	3.00	5.00
English Language Arts	4	Met	15.00	29.00	36.00
English Language Arts	4	Exceeds	3.00	5.00	7.00
Mathematics	3	Met	19.00	27.00	36.00
Mathematics	3	Exceeds	1.00	4.00	7.00
Mathematics	4	Met	22.00	26.00	35.00
Mathematics	4	Exceeds	1.00	2.00	4.00