

# KIPP Infinity Elementary School

625 West 133rd Street, Terence Tolbert Building - 2nd Floor, New York, NY 10027 • 212-991-2622 • [kipnyc.org/schools/kipp-infinity-elementary](http://kipnyc.org/schools/kipp-infinity-elementary)

**School Leader(s):** Daisy Salazar

**Year Founded:** 2010

**Grades Served:** K - 4

**Student Enrollment:** 459

**Gender:** 53% Male, 47% Female

**Number of Teachers:** 36

## QUESTION 1 WHO ARE OUR STUDENTS?

94%  
Eligible for Free/  
Reduced-Price Meals

31%  
African American

<1%  
Asian

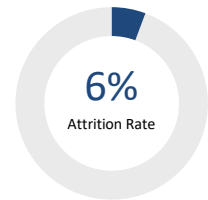
20%  
Receive Special  
Education Services

63%  
Hispanic or Latino

4%  
Other

2%  
White

## QUESTION 2 ARE OUR STUDENTS STAYING WITH US?



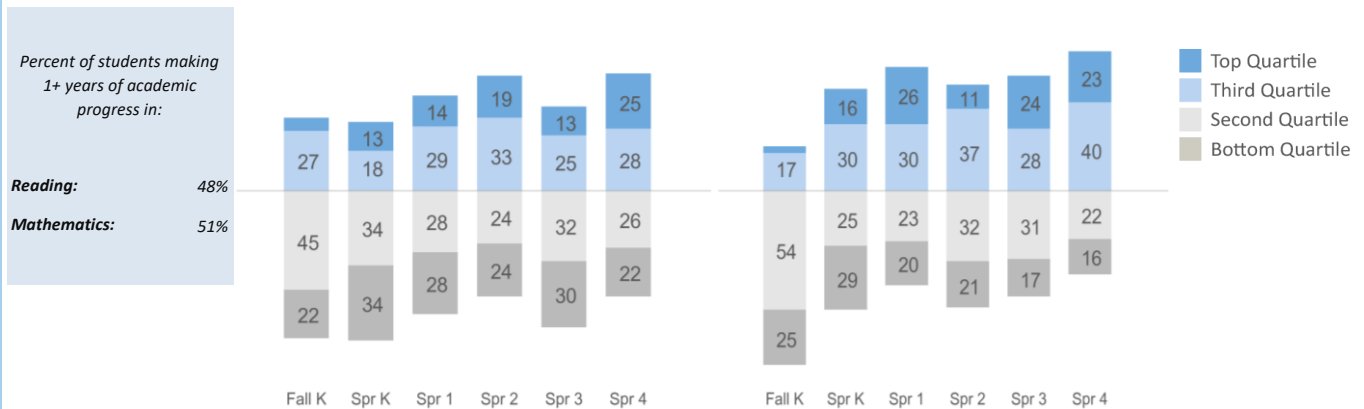
## QUESTION 3 ARE OUR STUDENTS PROGRESSING AND ACHIEVING ACADEMICALLY?

### ARE WE MAKING ENOUGH GROWTH TO REACH GRADE AND COLLEGE-READY LEVELS?

Measures of Academic Progress (MAP) 2016-17

Reading

Math

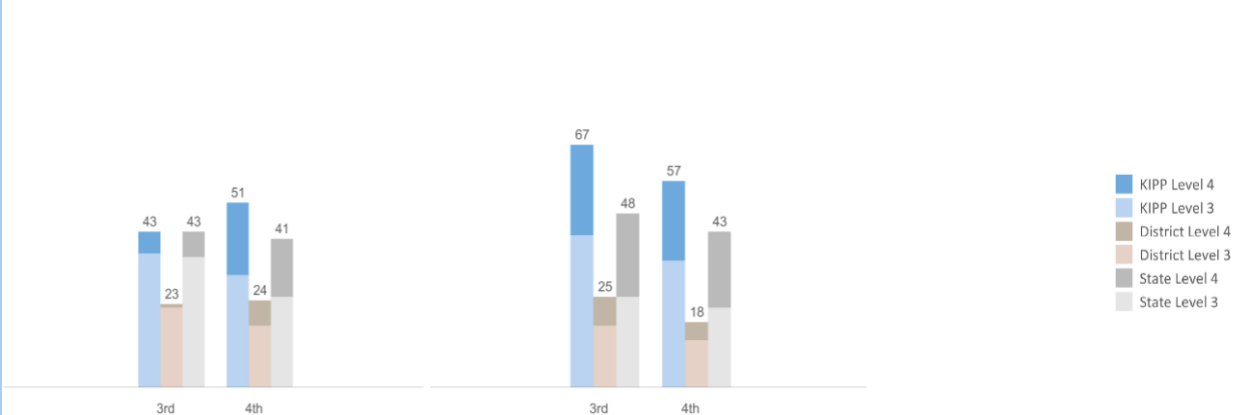


### HOW ARE WE PERFORMING RELATIVE TO OUR LOCAL COMMUNITY?

New York State Testing Program (NYSTP) 2016-17

Reading

Math



The following pages were created to share KIPP Report Card data in a format that is compliant with the Americans with Disabilities Act.

---

<b>School Name</b>	<b>KIPP Infinity Elementary School</b>
<b>Address</b>	625 West 133rd Street, Terence Tolbert Building - 2nd Floor, New York, NY 10027
<b>Phone Number</b>	212-991-2622
<b>Website</b>	<a href="http://www.kippnyc.org/schools/kipp-infinity-elementary">www.kippnyc.org/schools/kipp-infinity-elementary</a>
<b>School Leader(s)</b>	Daisy Salazar
<b>Year Founded</b>	2010
<b>Grades Served</b>	K - 4
<b>Student Enrollment</b>	459
<b>Gender</b>	53% Male, 47% Female
<b>Number of Teachers</b>	36

---

**Question 1: Who are our students?**

<b>Eligible for Free/Reduced Price Meals</b>	94%
<b>Receive Special Education Services</b>	20%
<b>African American</b>	31%
<b>Hispanic or Latino</b>	63%
<b>Asian</b>	<1%
<b>Other</b>	4%
<b>White</b>	2%

---

**Question 2: Are our students staying with us?**

<b>Attrition Rate</b>	6%
-----------------------	----

---

**Question 3: Are our students progressing and achieving academically?**

*Percent of students making 1+ years of academic progress as measured by 2016-17 Measures of Academic Progress (MAP) exam*

<b>Reading</b>	48%
<b>Mathematics</b>	51%

---

**Data Footnotes**

---

**Question 3 (continued):** Are we making enough growth to reach grade and college-ready levels?

---

**Annual 2016-17 Measures of Academic Progress (MAP) Exam Performance - Percentiles**

Season	Test Name	Grade	Bottom %	3rd %	2nd %	Top %
FALL	Mathematics	0	25	54	17	3
SPRING	Mathematics	0	29	25	30	16
SPRING	Mathematics	1	20	23	30	26
SPRING	Mathematics	2	21	32	37	11
SPRING	Mathematics	3	17	31	28	24
SPRING	Mathematics	4	16	22	40	23
FALL	Reading	0	22	45	27	6
SPRING	Reading	0	34	34	18	13
SPRING	Reading	1	28	28	29	14
SPRING	Reading	2	24	24	33	19
SPRING	Reading	3	30	32	25	13
SPRING	Reading	4	22	26	28	25

**Question 3 (continued):** How are we performing relative to our local community?

Percent of Students Meeting or Exceeding Grade Level Proficiency as Measured by State Test Score					
New York State Testing Program (NYSTP) 2016-17					
Test	Grade	Proficiency	School	District	State
Reading/English Language Arts	3	Met	37.00	22.00	36.00
Reading/English Language Arts	3	Exceeds	6.00	1.00	7.00
Reading/English Language Arts	4	Met	31.00	17.00	25.00
Reading/English Language Arts	4	Exceeds	20.00	7.00	16.00
Mathematics	3	Met	42.00	17.00	25.00
Mathematics	3	Exceeds	25.00	8.00	23.00
Mathematics	4	Met	35.00	13.00	22.00
Mathematics	4	Exceeds	22.00	5.00	21.00