

KIPP Central City Academy

2514 Third Street, (Woodson), New Orleans, LA 70113 • 504-609-2283 • kipneworleans.org/school/kip-central-city-academy

School Leader(s): Alex Jarrell

Year Founded: 2007

Grades Served: 6 - 8

Student Enrollment: 330

Gender: 52% Male, 48% Female

Number of Teachers: 26

QUESTION 1 WHO ARE OUR STUDENTS?

CEP Eligible

Eligible for Free/
Reduced-Price Meals

97%

African American

0%

Asian

13%

Receive Special
Education Services

2%

Hispanic or Latino

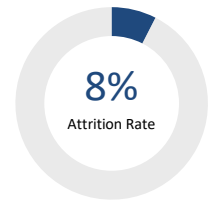
<1%

Other

0%

White

QUESTION 2 ARE OUR STUDENTS STAYING WITH US?



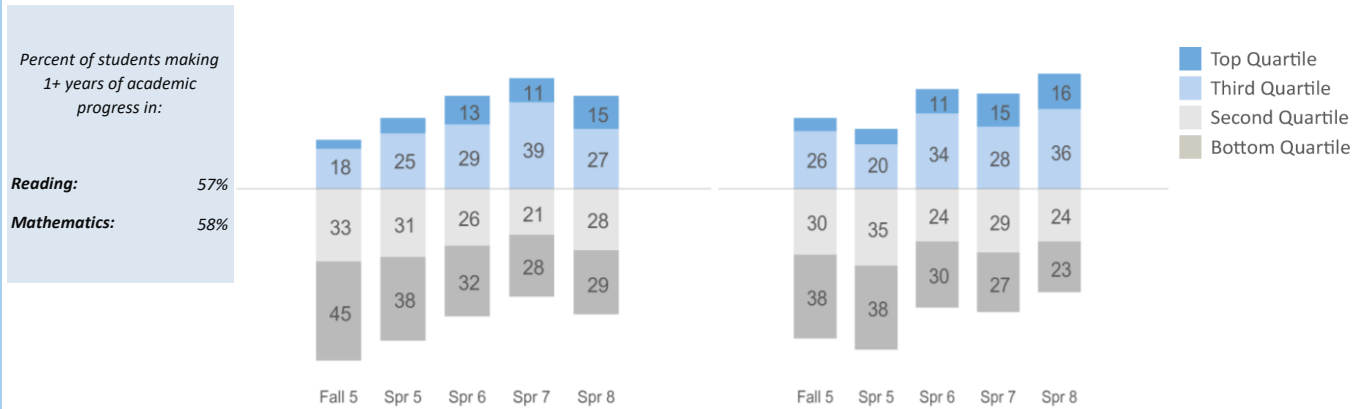
QUESTION 3 ARE OUR STUDENTS PROGRESSING AND ACHIEVING ACADEMICALLY?

ARE WE MAKING ENOUGH GROWTH TO REACH GRADE AND COLLEGE-READY LEVELS?

Measures of Academic Progress (MAP) 2016-17

Reading

Math



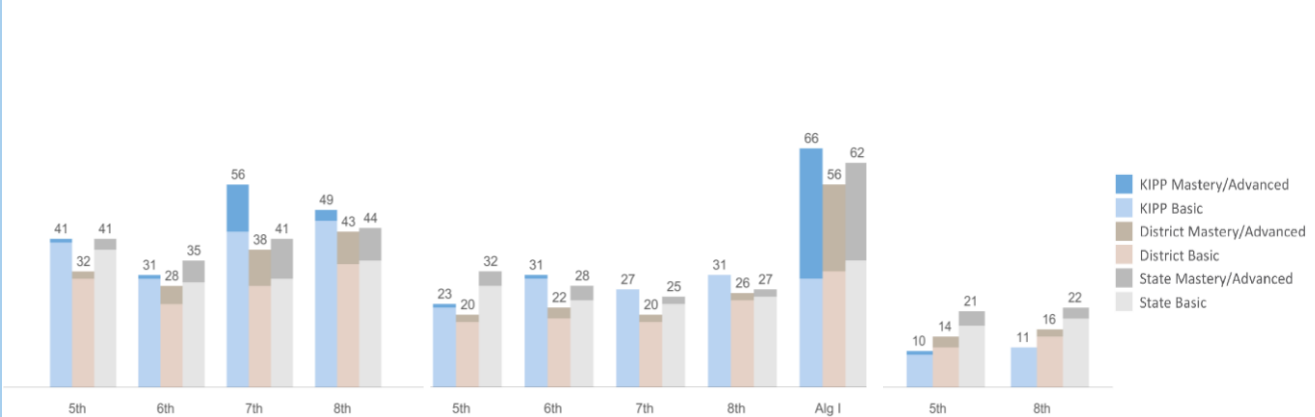
HOW ARE WE PERFORMING RELATIVE TO OUR LOCAL COMMUNITY?

Louisiana Educational Assessment Program (LEAP) 2016-17

Reading

Math

Science



Last year the district chose to transition from "Recovery School District - New Orleans" to "OPSB - Orleans All" which is a combination district of the Orleans Parish, Recovery School District, and New Orleans Schools.

The following pages were created to share KIPP Report Card data in a format that is compliant with the Americans with Disabilities Act.

School Name	KIPP Central City Academy
Address	2514 Third Street, (Woodson), New Orleans, LA 70113
Phone Number	504-609-2283
Website	www.kippneworleans.org/school/kipp-central-city-academy
School Leader(s)	Alex Jarrell
Year Founded	2007
Grades Served	6 - 8
Student Enrollment	330
Gender	52% Male, 48% Female
Number of Teachers	26

Question 1: Who are our students?

Eligible for Free/Reduced Price Meals	CEP Eligible
Receive Special Education Services	13%
African American	97%
Hispanic or Latino	2%
Asian	0%
Other	<1%
White	0%

Question 2: Are our students staying with us?

Attrition Rate	8%
----------------	----

Question 3: Are our students progressing and achieving academically?

Percent of students making 1+ years of academic progress as measured by 2016-17 Measures of Academic Progress (MAP) exam

Reading	57%
Mathematics	58%

Data Footnotes

Last year the district chose to transition from "Recovery School District – New Orleans" to "OPSB – Orleans All" which is a combination district of the Orleans Parish, Recovery School District, and New Orleans Schools.

Question 3 (continued): Are we making enough growth to reach grade and college-ready levels?

Annual 2016-17 Measures of Academic Progress (MAP) Exam Performance - Percentiles

Season	Test Name	Grade	Bottom %	3rd %	2nd %	Top %
FALL	Mathematics	5	38	30	26	6
SPRING	Mathematics	5	38	35	20	7
SPRING	Mathematics	6	30	24	34	11
SPRING	Mathematics	7	27	29	28	15
SPRING	Mathematics	8	23	24	36	16
FALL	Reading	5	45	33	18	4
SPRING	Reading	5	38	31	25	7
SPRING	Reading	6	32	26	29	13
SPRING	Reading	7	28	21	39	11
SPRING	Reading	8	29	28	27	15

Question 3 (continued): How are we performing relative to our local community?

Percent of Students Meeting or Exceeding Grade Level Proficiency as Measured by State Test Score

Louisiana Educational Assessment Program (LEAP) 2016-17

Test	Grade	Proficiency	School	District	State
English Language Arts	5	Met	40.00	30.00	38.00
English Language Arts	5	Exceeds	1.00	2.00	3.00
English Language Arts	6	Met	30.00	23.00	29.00
English Language Arts	6	Exceeds	1.00	5.00	6.00
English Language Arts	7	Met	43.00	28.00	30.00
English Language Arts	7	Exceeds	13.00	10.00	11.00
English Language Arts	8	Met	46.00	34.00	35.00
English Language Arts	8	Exceeds	3.00	9.00	9.00
Mathematics	5	Met	22.00	18.00	28.00
Mathematics	5	Exceeds	1.00	2.00	4.00
Mathematics	6	Met	30.00	19.00	24.00
Mathematics	6	Exceeds	1.00	3.00	4.00
Mathematics	7	Met	27.00	18.00	23.00
Mathematics	7	Exceeds	0.00	2.00	2.00
Mathematics	8	Met	31.00	24.00	25.00
Mathematics	8	Exceeds	0.00	2.00	2.00
Algebra I	8	Met	30.00	32.00	35.00
Algebra I	8	Exceeds	36.00	24.00	27.00
Science	5	Met	9.00	11.00	17.00
Science	5	Exceeds	1.00	3.00	4.00
Science	8	Met	11.00	14.00	19.00
Science	8	Exceeds	0.00	2.00	3.00