

# KIPP Blytheville College Preparatory School

1124 W. Moultrie Drive, Blytheville, AR 72315 • 870-776-8833 • [kipdelta.org/kip-blytheville-college-preparatory](http://kipdelta.org/kip-blytheville-college-preparatory)

**School Leader(s): Alice Goldsberry**

**Year Founded: 2010**

**Grades Served: 4 - 6**

**Student Enrollment: 95**

**Gender: 51% Male, 49% Female**

**Number of Teachers: 7**

## QUESTION 1 WHO ARE OUR STUDENTS?

**CEP Eligible**

Eligible for Free/  
Reduced-Price Meals

88%

African American

1%

Asian

8%

Receive Special  
Education Services

4%

Hispanic or Latino

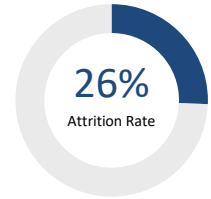
1%

Other

5%

White

## QUESTION 2 ARE OUR STUDENTS STAYING WITH US?




## QUESTION 3 ARE OUR STUDENTS PROGRESSING AND ACHIEVING ACADEMICALLY?

### ARE WE MAKING ENOUGH GROWTH TO REACH GRADE AND COLLEGE-READY LEVELS?

Measures of Academic Progress (MAP) 2016-17

Reading

Math



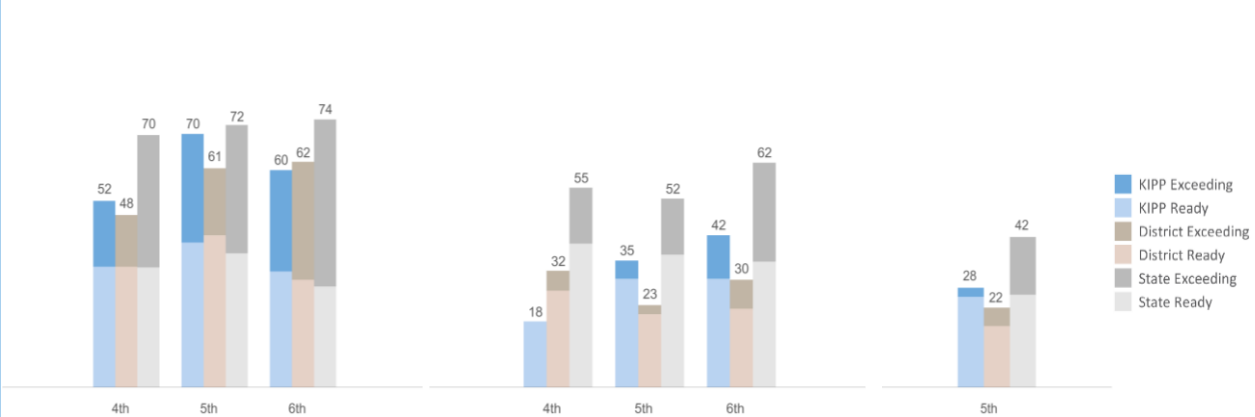
### HOW ARE WE PERFORMING RELATIVE TO OUR LOCAL COMMUNITY?

ACT Aspire (ACT) 2016-17

English/Language Arts

Math

Science



KIPP Blytheville Collegiate High School is collected with 7th and 8th instead of under KIPP Blytheville College Preparatory School.

The following pages were created to share KIPP Report Card data in a format that is compliant with the Americans with Disabilities Act.

---

<b>School Name</b>	<b>KIPP Blytheville College Preparatory School</b>
<b>Address</b>	1124 W. Moultrie Drive, Blytheville, AR 72315
<b>Phone Number</b>	870-776-8833
<b>Website</b>	<a href="http://www.kippdelta.org/kipp-blytheville-college-preparatory">www.kippdelta.org/kipp-blytheville-college-preparatory</a>
<b>School Leader(s)</b>	Alice Goldsberry
<b>Year Founded</b>	2010
<b>Grades Served</b>	4 - 6
<b>Student Enrollment</b>	95
<b>Gender</b>	51% Male, 49% Female
<b>Number of Teachers</b>	7

---

**Question 1: Who are our students?**

<b>Eligible for Free/Reduced Price Meals</b>	CEP Eligible
<b>Receive Special Education Services</b>	8%
<b>African American</b>	88%
<b>Hispanic or Latino</b>	4%
<b>Asian</b>	1%
<b>Other</b>	1%
<b>White</b>	5%

---

**Question 2: Are our students staying with us?**

<b>Attrition Rate</b>	26%
-----------------------	-----

---

**Question 3: Are our students progressing and achieving academically?**

*Percent of students making 1+ years of academic progress as measured by 2016-17 Measures of Academic Progress (MAP) exam*

<b>Reading</b>	57%
<b>Mathematics</b>	60%

---

**Data Footnotes**

KIPP Blytheville Collegiate High School is collected with 7th and 8th instead of under KIPP Blytheville College Preparatory School.

**Question 3 (continued):** Are we making enough growth to reach grade and college-ready levels?

---

**Annual 2016-17 Measures of Academic Progress (MAP) Exam Performance - Percentiles**

Season	Test Name	Grade	Bottom %	3rd %	2nd %	Top %
FALL	Mathematics	4	44	44	9	3
FALL	Mathematics	5	45	23	15	18
FALL	Reading	4	52	18	18	12
FALL	Reading	5	33	23	26	18

**Question 3 (continued):** How are we performing relative to our local community?

Percent of Students Meeting or Exceeding Grade Level Proficiency as Measured by State Test Score

**ACT Aspire (ACT) 2016-17**

Test	Grade	Proficiency	School	District	State
English Language Arts	4	Exceeds	18.20	14.30	36.55
English Language Arts	4	Met	33.30	33.30	33.12
English Language Arts	5	Exceeds	30.00	18.50	35.45
English Language Arts	5	Met	40.00	42.00	37.01
English Language Arts	6	Exceeds	28.00	32.60	46.16
English Language Arts	6	Met	32.00	29.70	27.83
Mathematics	4	Exceeds	0.00	5.50	15.44
Mathematics	4	Met	18.20	26.70	39.71
Mathematics	5	Exceeds	5.00	2.50	15.51
Mathematics	5	Met	30.00	20.20	36.64
Mathematics	6	Exceeds	12.00	8.00	27.35
Mathematics	6	Met	30.00	21.70	34.70
Science	5	Exceeds	2.50	5.10	15.95
Science	5	Met	25.00	16.90	25.57