

# KIPP Believe College Prep

9330 Forshey St, (Dunbar), New Orleans, LA 70118 • 504-304-8857 • [kipneworleans.org/school/kipp-believe-college-prep](http://kipneworleans.org/school/kipp-believe-college-prep)

**School Leader(s): Tony Cognata**

**Year Founded: 2006**

**Grades Served: 5 - 8**

**Student Enrollment: 414**

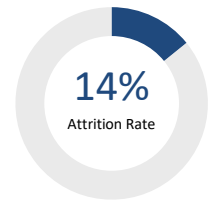
**Gender: 49% Male, 51% Female**

**Number of Teachers: 35**

## QUESTION 1 WHO ARE OUR STUDENTS?

CEP Eligible Eligible for Free/ Reduced-Price Meals	13% Receive Special Education Services
94% African American	4% Hispanic or Latino
0% Asian	<1% Other
	1% White

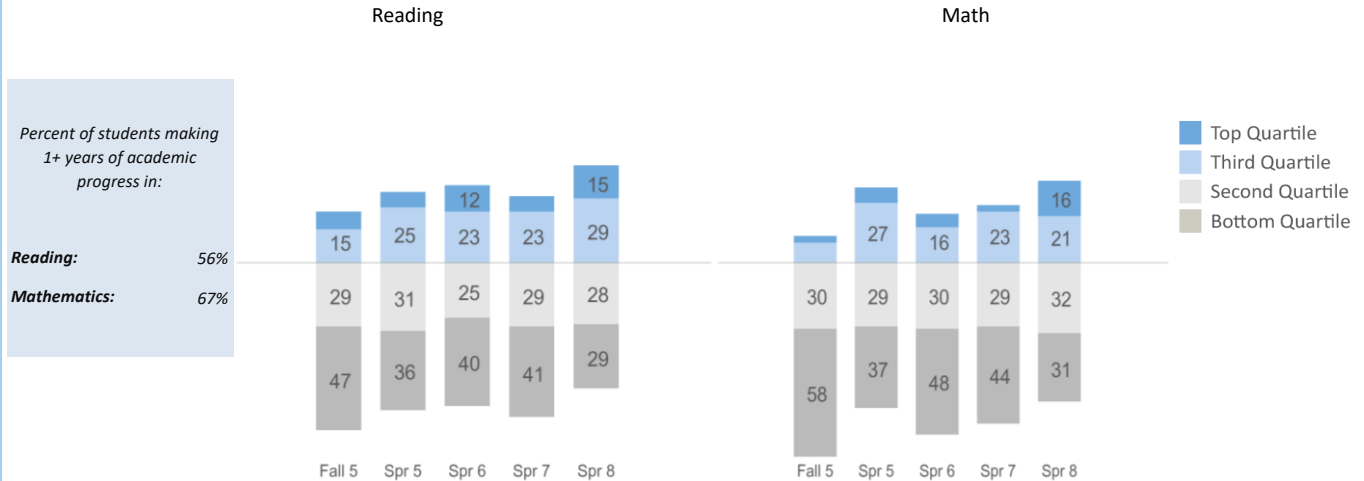
## QUESTION 2 ARE OUR STUDENTS STAYING WITH US?



## QUESTION 3 ARE OUR STUDENTS PROGRESSING AND ACHIEVING ACADEMICALLY?

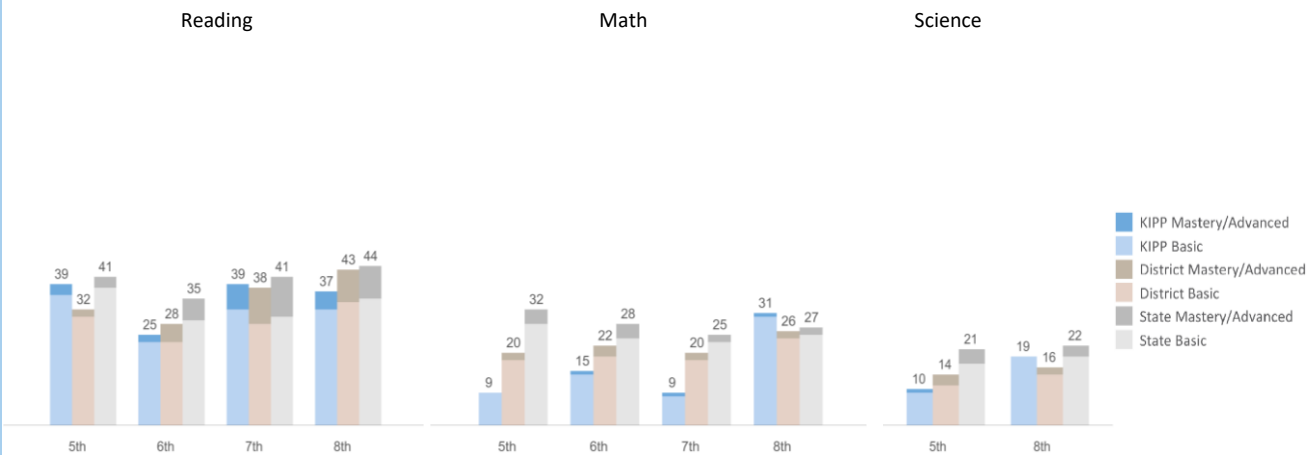
### ARE WE MAKING ENOUGH GROWTH TO REACH GRADE AND COLLEGE-READY LEVELS?

Measures of Academic Progress (MAP) 2016-17



### HOW ARE WE PERFORMING RELATIVE TO OUR LOCAL COMMUNITY?

Louisiana Educational Assessment Program (LEAP) 2016-17



Last year the district chose to transition from "Recovery School District - New Orleans" to "OPSB - Orleans All" which is a combination district of the Orleans Parish, Recovery School District, and New Orleans Schools.

The following pages were created to share KIPP Report Card data in a format that is compliant with the Americans with Disabilities Act.

---

<b>School Name</b>	<b>KIPP Believe College Prep</b>
<b>Address</b>	9330 Forshey St, (Dunbar), New Orleans, LA 70118
<b>Phone Number</b>	504-304-8857
<b>Website</b>	www.kippneworleans.org/school/kipp-believe-college-prep
<b>School Leader(s)</b>	Tony Cognata
<b>Year Founded</b>	2006
<b>Grades Served</b>	5 - 8
<b>Student Enrollment</b>	414
<b>Gender</b>	49% Male, 51% Female
<b>Number of Teachers</b>	35

---

**Question 1: Who are our students?**

<b>Eligible for Free/Reduced Price Meals</b>	CEP Eligible
<b>Receive Special Education Services</b>	13%
<b>African American</b>	94%
<b>Hispanic or Latino</b>	4%
<b>Asian</b>	0%
<b>Other</b>	<1%
<b>White</b>	1%

---

**Question 2: Are our students staying with us?**

<b>Attrition Rate</b>	14%
-----------------------	-----

---

**Question 3: Are our students progressing and achieving academically?**

*Percent of students making 1+ years of academic progress as measured by 2016-17 Measures of Academic Progress (MAP) exam*

<b>Reading</b>	56%
<b>Mathematics</b>	67%

---

**Data Footnotes**

Last year the district chose to transition from "Recovery School District – New Orleans" to "OPSB – Orleans All" which is a combination district of the Orleans Parish, Recovery School District, and New Orleans Schools.

**Question 3 (continued):** Are we making enough growth to reach grade and college-ready levels?

---

**Annual 2016-17 Measures of Academic Progress (MAP) Exam Performance - Percentiles**

Season	Test Name	Grade	Bottom %	3rd %	2nd %	Top %
FALL	Mathematics	5	58	30	9	3
SPRING	Mathematics	5	37	29	27	7
SPRING	Mathematics	6	48	30	16	6
SPRING	Mathematics	7	44	29	23	3
SPRING	Mathematics	8	31	32	21	16
FALL	Reading	5	47	29	15	8
SPRING	Reading	5	36	31	25	7
SPRING	Reading	6	40	25	23	12
SPRING	Reading	7	41	29	23	7
SPRING	Reading	8	29	28	29	15

**Question 3 (continued):** How are we performing relative to our local community?

Percent of Students Meeting or Exceeding Grade Level Proficiency as Measured by State Test Score					
Louisiana Educational Assessment Program (LEAP) 2016-17					
Test	Grade	Proficiency	School	District	State
English Language Arts	5	Met	36.00	30.00	38.00
English Language Arts	5	Exceeds	3.00	2.00	3.00
English Language Arts	6	Met	23.00	23.00	29.00
English Language Arts	6	Exceeds	2.00	5.00	6.00
English Language Arts	7	Met	32.00	28.00	30.00
English Language Arts	7	Exceeds	7.00	10.00	11.00
English Language Arts	8	Met	32.00	34.00	35.00
English Language Arts	8	Exceeds	5.00	9.00	9.00
Mathematics	5	Met	9.00	18.00	28.00
Mathematics	5	Exceeds	0.00	2.00	4.00
Mathematics	6	Met	14.00	19.00	24.00
Mathematics	6	Exceeds	1.00	3.00	4.00
Mathematics	7	Met	8.00	18.00	23.00
Mathematics	7	Exceeds	1.00	2.00	2.00
Mathematics	8	Met	30.00	24.00	25.00
Mathematics	8	Exceeds	1.00	2.00	2.00
Science	5	Met	9.00	11.00	17.00
Science	5	Exceeds	1.00	3.00	4.00
Science	8	Met	19.00	14.00	19.00
Science	8	Exceeds	0.00	2.00	3.00