

2016 KIPP Alumni Survey

1/31/2017

KIPP:

A note on methods

- In the fall of 2016, the KIPP Foundation sent an electronic survey to roughly 10,000 KIPP alumni over the age of 18 via text message and email. We define an alumni as any student who completed 8th grade at a KIPP middle school, or 12th grade at a KIPP high school.
- Of those, we received 3,470 responses. After removing students who opted out of the survey and who are not currently enrolled in higher education, we were left with 2,969 responses to analyze.
- Students did not necessarily answer all questions. The data in this 2016 Alumni Survey reflects only the students that answered the question at hand. Sample size is noted on the data slides.
- The demographics of the respondents closely matches that of our population of alumni in college, so we feel that these results are representative. KIPP students, and therefore KIPP alumni, are predominantly students of color and come from low-income families. Over 95% of KIPP students are African American or Latino, and nearly 90% of students qualify for free or reduced price lunch.

College Competitiveness	Survey Respondents	All Alumni in College
Most Competitive+	4%	3%
Most Competitive	3%	3%
Highly Competitive	8%	5%
Very Competitive	14%	13%
Competitive	33%	31%
Less Competitive	10%	12%
Noncompetitive	2%	3%
2 Year	19%	28%
Unknown	7%	2%

Cohort	Survey Respondents	All Alumni in College
2016	33%	29%
2015	25%	24%
2014	19%	18%
2013	13%	14%
2012	5%	7%
2011	2%	4%
2010 and earlier	2%	3%

Gender	Survey Respondents	All Alumni in College
Female	67%	59%
Male	33%	41%

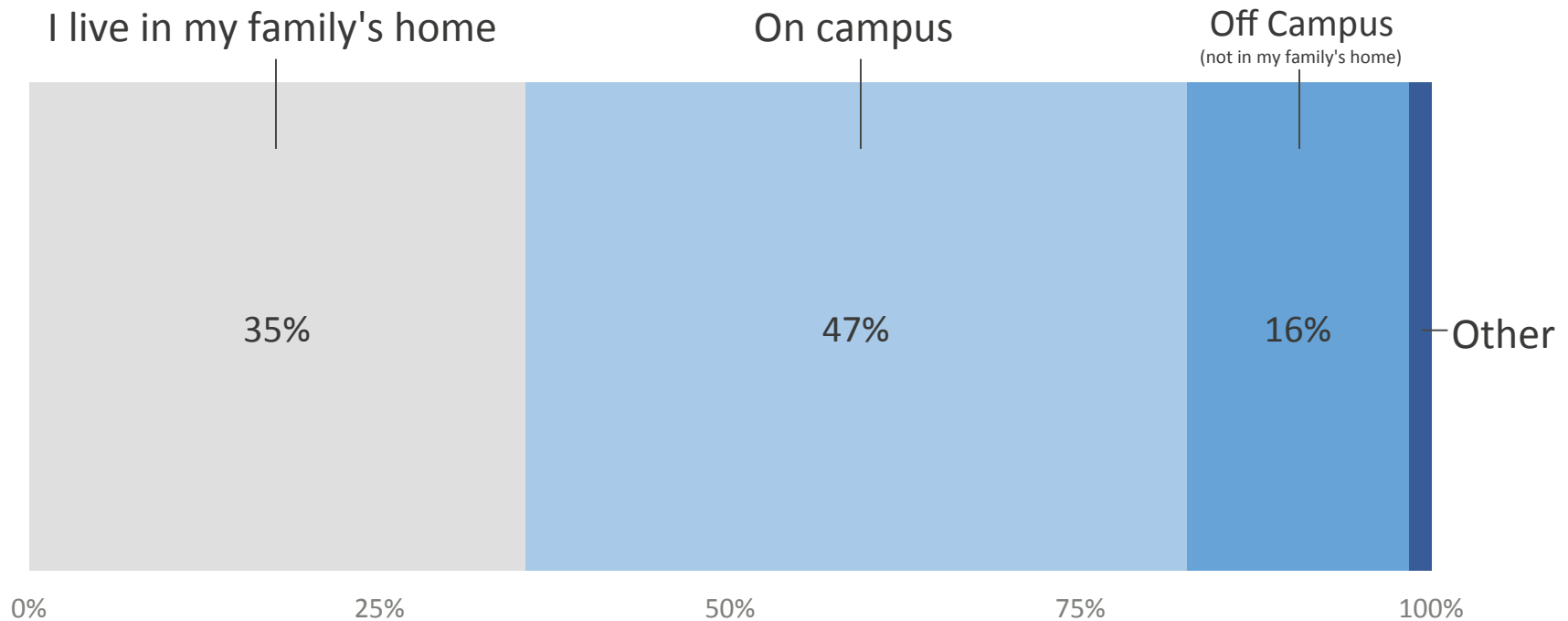
Sample was within 2 pp of all alumni in college across all race/ethnicities

EXECUTIVE SUMMARY

What are the experiences of our alumni in college?

- ~1/3 of alumni live at home during college.
- ~1/4 of alumni in college financially support family members (1/3 of 2 year students, 1/5 of 4 year students).
- Large portion of alumni experience food insecurity; More than 40% have missed meals, nearly 60% worry about food.
- More than half of alumni work at least one job while in college (more than 10% work multiple jobs).
- Of alumni who work during school and qualify for work study, over 40% have not yet found a work study job. Students at less competitive colleges have a harder time finding work study jobs.
- The majority of alumni had jobs/internships last summer, but less than 30% of those who worked had jobs that were aligned to their career aspirations

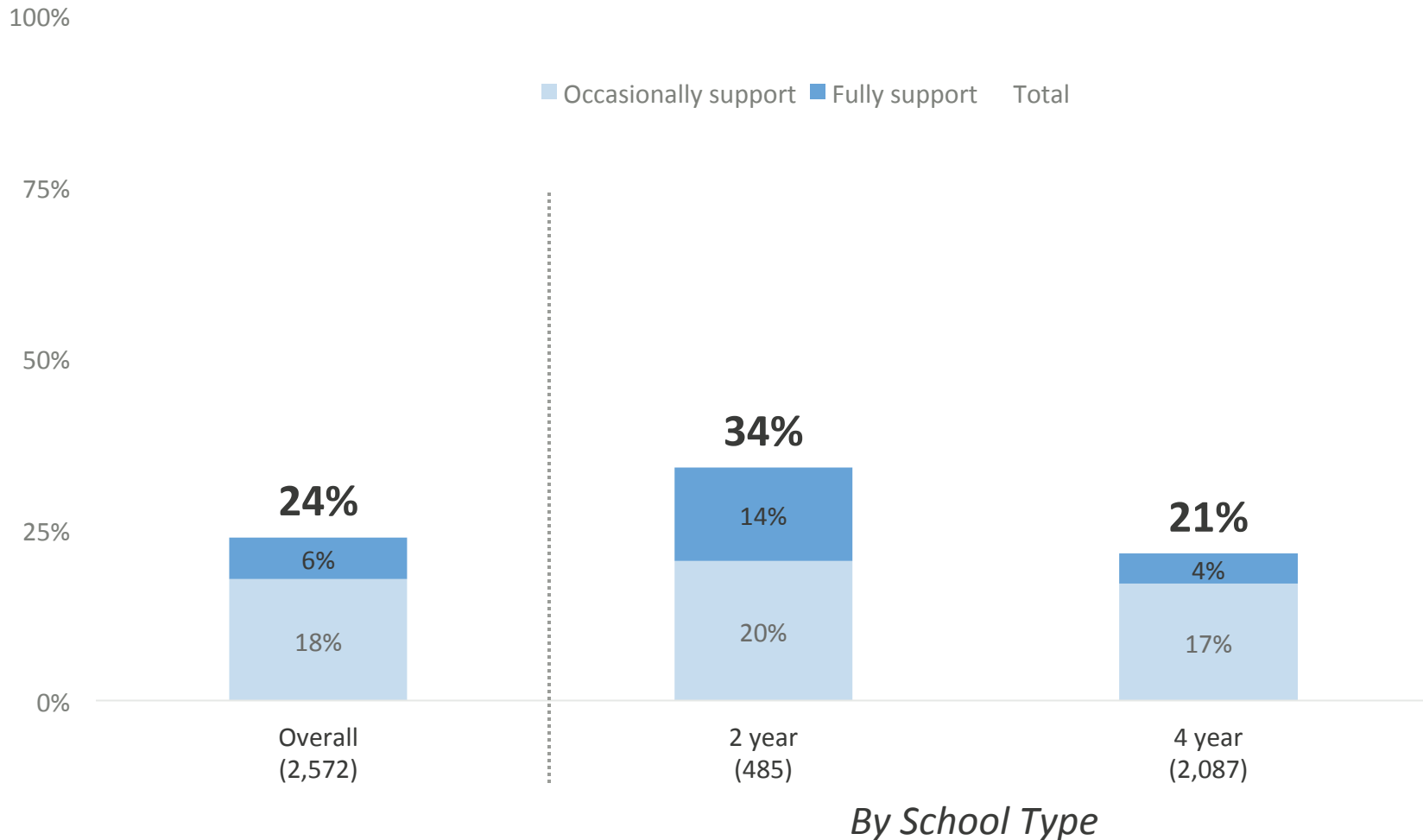
~1/3 of alumni live at home during college.



As students age, more move from on campus to off campus, but the % living at home stays consistent

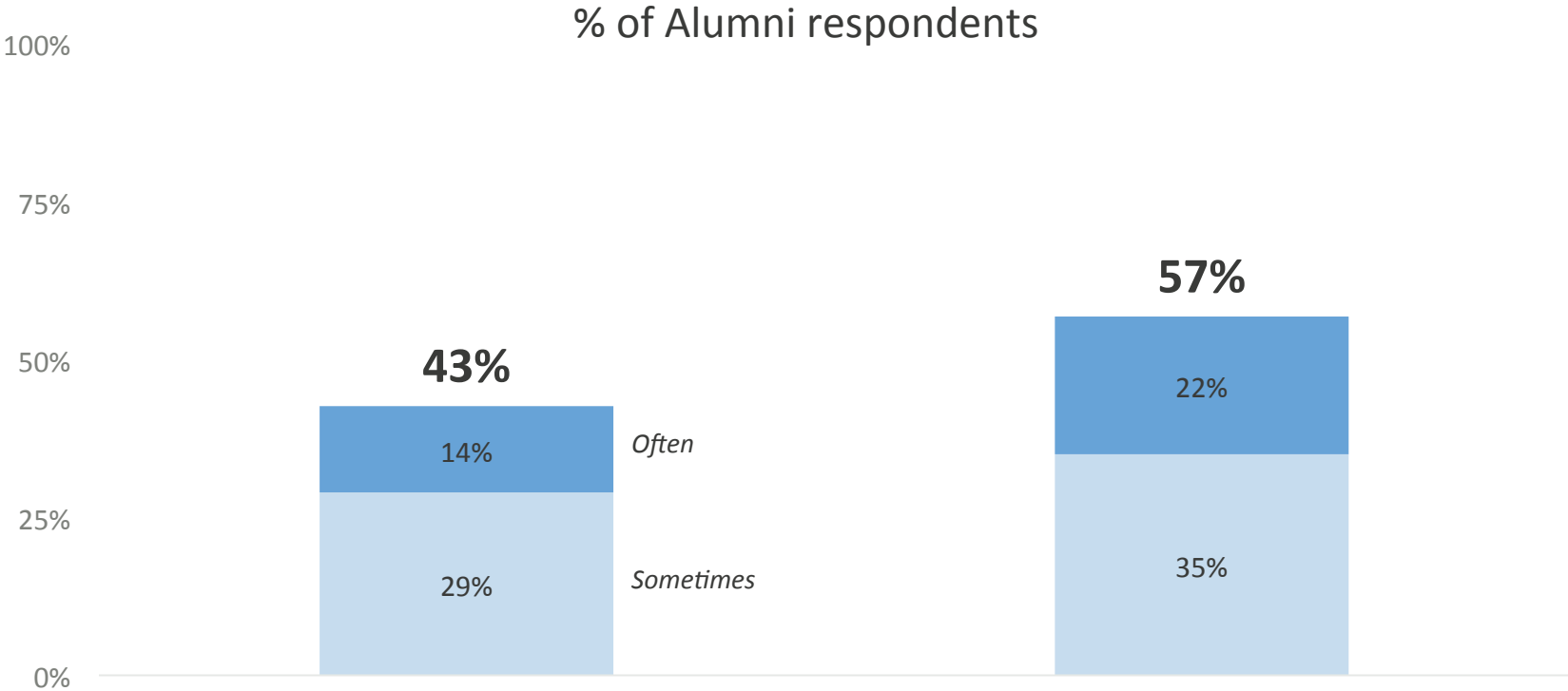
~1/4 of alumni in college financially support family members (1/3 of 2 year students, 1/5 of 4 year students)

Do you financially support any family members?



Question prompt: "Do you financially support any family members?" Answer choices: No, I am not currently financially responsible for any family members besides myself. Somewhat, I occasionally send money to help out 1 or more family members. Yes, I fully financially support 1 or more family members (parent, sibling, child, spouse)

Large portion of alumni experience food insecurity; More than 40% have missed meals, nearly 60% worry about food

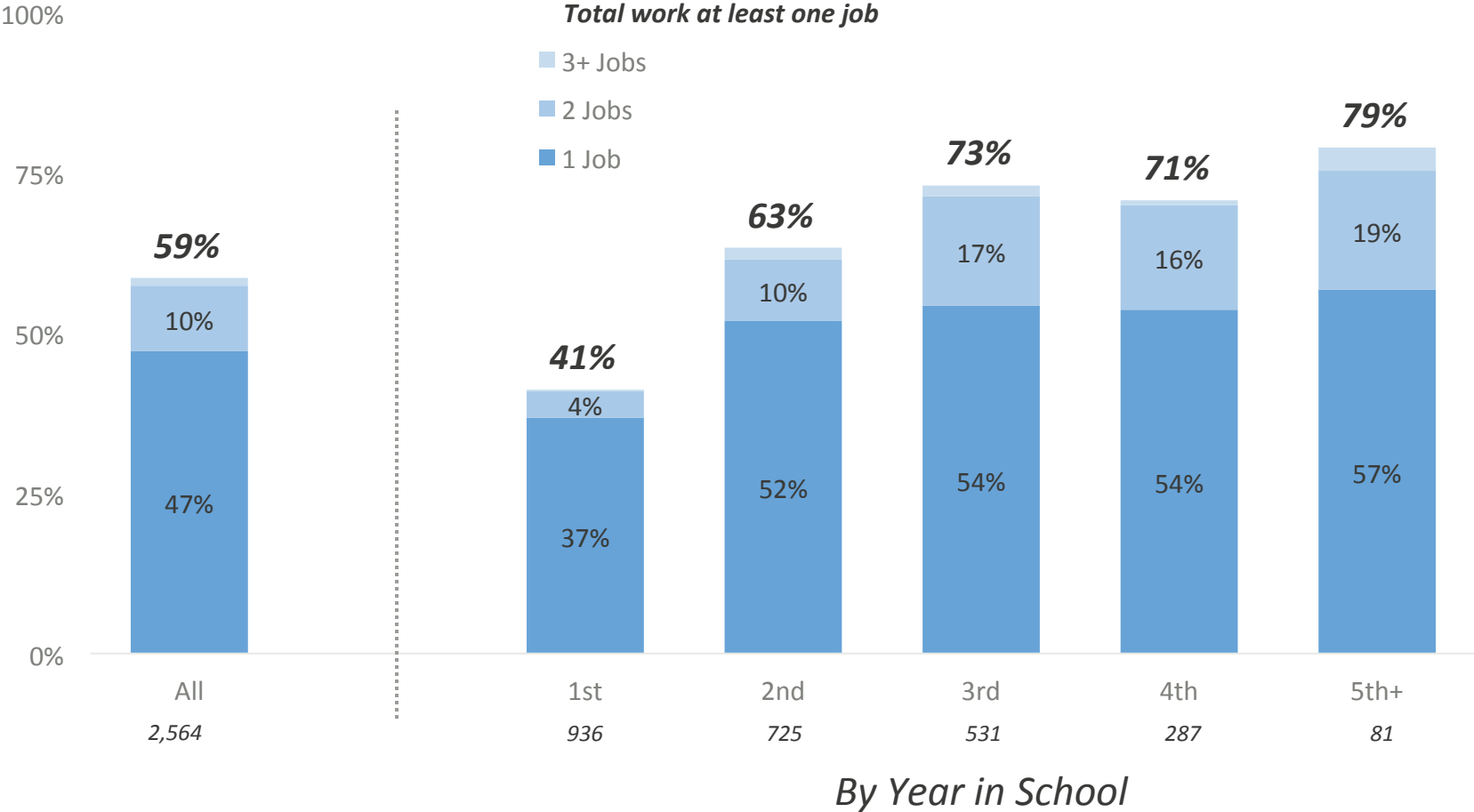


While in college, I have missed meals to have money for books, fees, or other school expenses.

While in college, I have worried whether my food would run out before I got money to buy more.

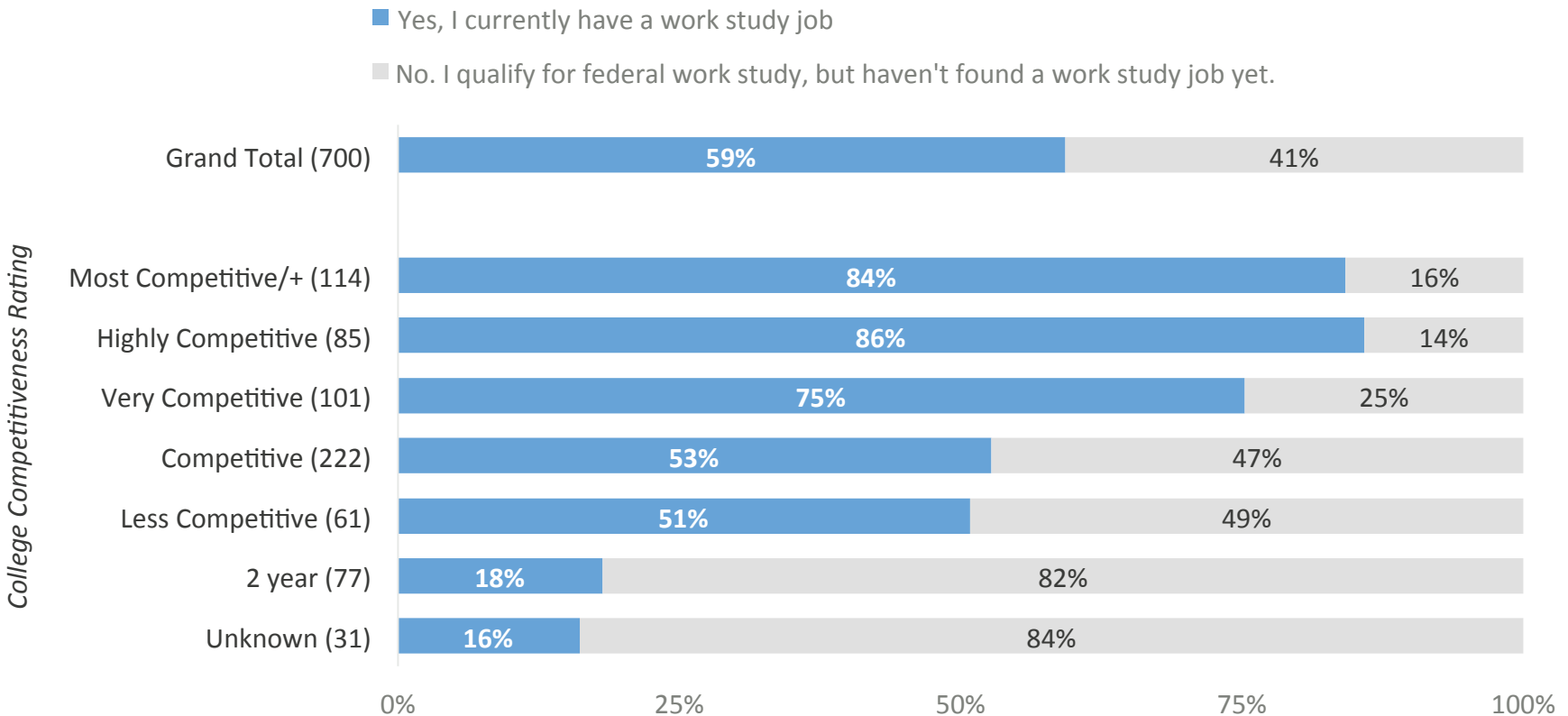
More than half of alumni work at least one job while in college (more than 10% work multiple jobs)

Number of jobs currently working while in college, by year in school



Of alumni who work during school and qualify for work study, over 40% have not yet found a work study job. Students at less competitive colleges have a harder time finding work study jobs.

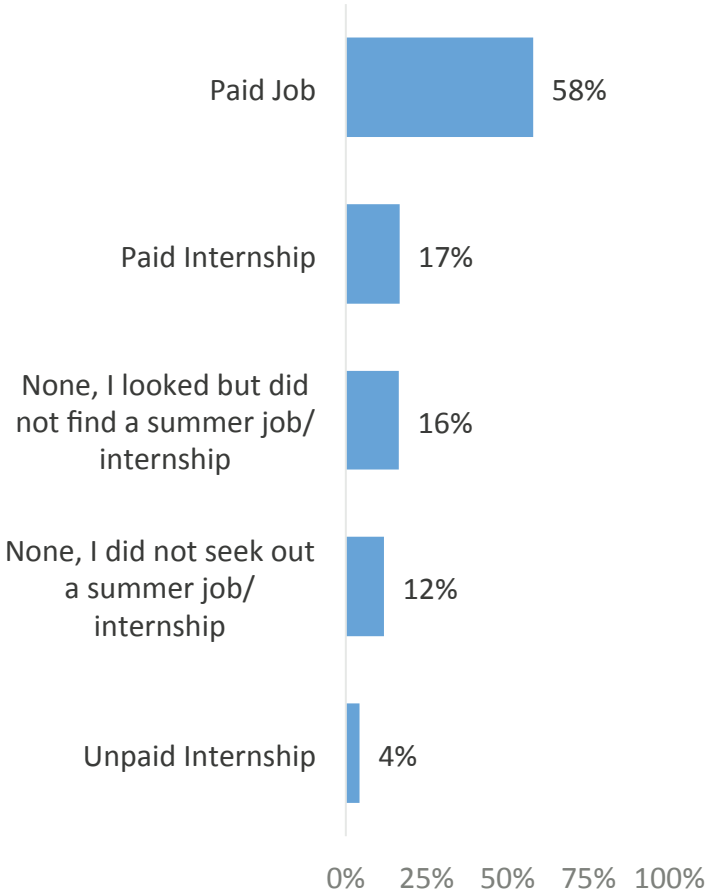
Work study status of of alumni who work during school and qualify for work study



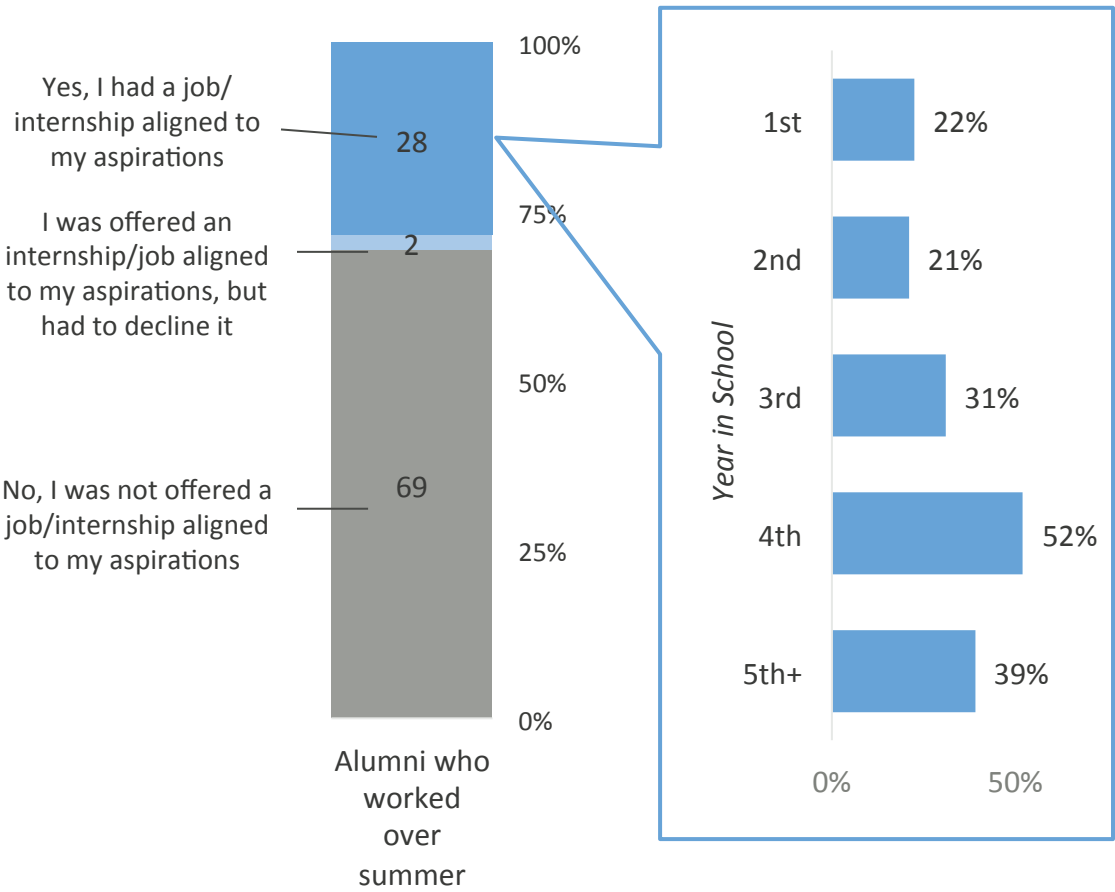
Only includes alumni who indicated that they work during school (other alumni were not asked this question)

The majority of alumni had jobs/internships last summer, but less than 30% of those who worked had jobs that were aligned to their career aspirations

— % of Alumni by Summer Employment —



— Alignment to Career Aspirations —



N = 2,476 Totals don't necessarily add up to 100% since students could select all that apply

N = 1,811

Only alumni who indicated they worked over the summer were asked about career alignment 9