

# KIPP STRIVE Primary

1448 Lucile Ave. SW, Atlanta, GA 30310 • 404-585-4192 • [kippmetroatlanta.org/kipp-strive-primary/](http://kippmetroatlanta.org/kipp-strive-primary/)

**School Leader(s):** Lakeesha Ramdhanie

**Year Founded:** 2012

**Grades Served:** K - 4

**Student Enrollment:** 525

**Gender:** 54% Male, 46% Female

**Number of Teachers:** 40

## QUESTION 1 WHO ARE OUR STUDENTS?

**CEP Eligible**

Eligible for Free/  
Reduced-Price Meals

97%

African American

<1%

Asian

5%

Receive Special  
Education Services

1%

Hispanic or Latino

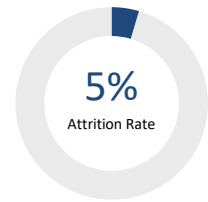
<1%

Other

1%

White

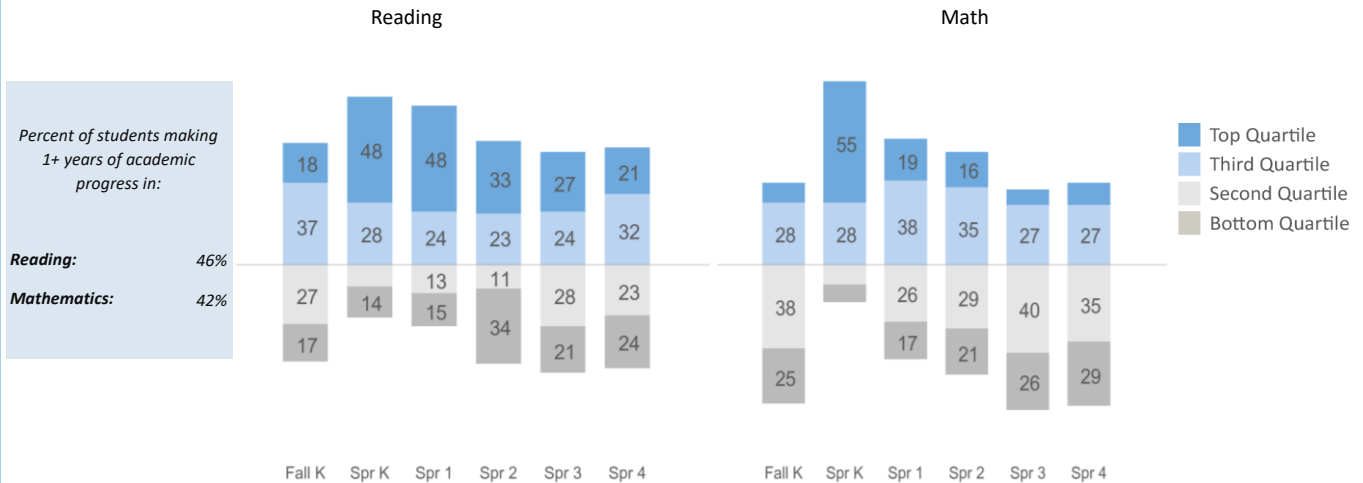
## QUESTION 2 ARE OUR STUDENTS STAYING WITH US?



## QUESTION 3 ARE OUR STUDENTS PROGRESSING AND ACHIEVING ACADEMICALLY?

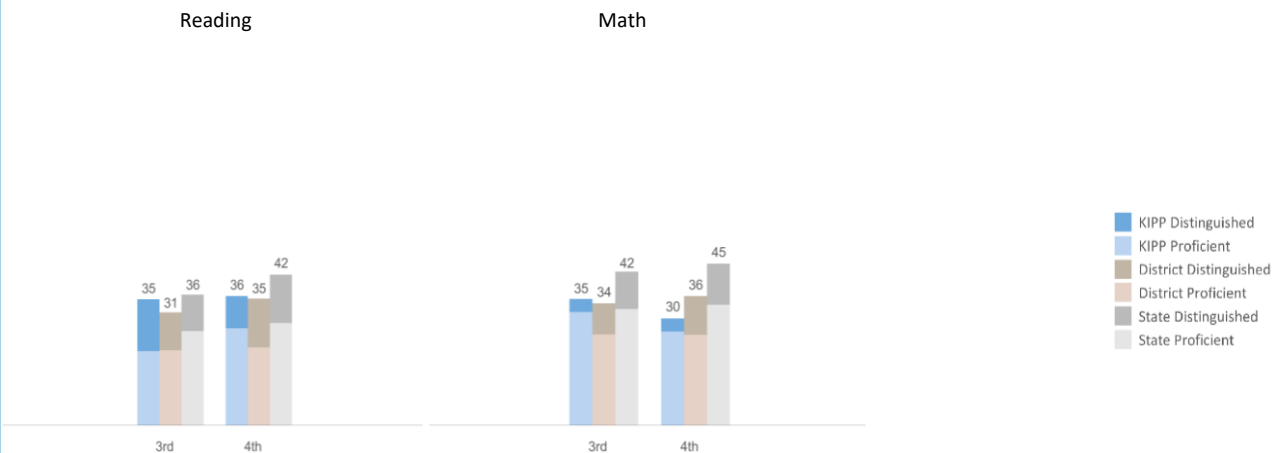
### ARE WE MAKING ENOUGH GROWTH TO REACH GRADE AND COLLEGE-READY LEVELS?

Measures of Academic Progress (MAP) 2016-17



### HOW ARE WE PERFORMING RELATIVE TO OUR LOCAL COMMUNITY?

Georgia Milestones Assessment System 2016-17



The state of Georgia no longer administers the Science or Social Studies Georgia Milestones Assessment to grade 3, 4, 6, or 7.

The following pages were created to share KIPP Report Card data in a format that is compliant with the Americans with Disabilities Act.

---

<b>School Name</b>	<b>KIPP STRIVE Primary</b>
<b>Address</b>	1448 Lucile Ave. SW, Atlanta, GA 30310
<b>Phone Number</b>	404-585-4192
<b>Website</b>	<a href="http://www.kippmetroatlanta.org/kipp-strive-primary/">www.kippmetroatlanta.org/kipp-strive-primary/</a>
<b>School Leader(s)</b>	Lakeesha Ramdhanie
<b>Year Founded</b>	2012
<b>Grades Served</b>	K - 4
<b>Student Enrollment</b>	525
<b>Gender</b>	54% Male, 46% Female
<b>Number of Teachers</b>	40

---

**Question 1: Who are our students?**

<b>Eligible for Free/Reduced Price Meals</b>	CEP Eligible
<b>Receive Special Education Services</b>	5%
<b>African American</b>	97%
<b>Hispanic or Latino</b>	1%
<b>Asian</b>	<1%
<b>Other</b>	<1%
<b>White</b>	1%

---

**Question 2: Are our students staying with us?**

<b>Attrition Rate</b>	5%
-----------------------	----

---

**Question 3: Are our students progressing and achieving academically?**

*Percent of students making 1+ years of academic progress as measured by 2016-17 Measures of Academic Progress (MAP) exam*

<b>Reading</b>	46%
<b>Mathematics</b>	42%

---

**Data Footnotes**

The state of Georgia no longer administers the Science or Social Studies Georgia Milestones Assessment to grade 3, 4, 6, or 7.

**Question 3 (continued):** Are we making enough growth to reach grade and college-ready levels?

---

**Annual 2016-17 Measures of Academic Progress (MAP) Exam Performance - Percentiles**

Season	Test Name	Grade	Bottom %	3rd %	2nd %	Top %
FALL	Mathematics	0	25	38	28	9
SPRING	Mathematics	0	8	9	28	55
SPRING	Mathematics	1	17	26	38	19
SPRING	Mathematics	2	21	29	35	16
SPRING	Mathematics	3	26	40	27	7
SPRING	Mathematics	4	29	35	27	10
FALL	Reading	0	17	27	37	18
SPRING	Reading	0	14	10	28	48
SPRING	Reading	1	15	13	24	48
SPRING	Reading	2	34	11	23	33
SPRING	Reading	3	21	28	24	27
SPRING	Reading	4	24	23	32	21

**Question 3 (continued):** How are we performing relative to our local community?

Percent of Students Meeting or Exceeding Grade Level Proficiency as Measured by State Test Score

**Georgia Milestones Assessment System 2016-17**

Test	Grade	Proficiency	School	District	State
Reading/English Language Arts	3	Exceeds	14.30	10.50	10.07
Reading/English Language Arts	3	Met	20.50	20.70	26.03
Reading/English Language Arts	4	Exceeds	8.90	13.50	13.36
Reading/English Language Arts	4	Met	26.80	21.50	28.25
Mathematics	3	Exceeds	3.60	8.60	10.34
Mathematics	3	Met	31.30	25.10	32.11
Mathematics	4	Exceeds	3.60	10.70	11.36
Mathematics	4	Met	25.90	25.00	33.31