

# KIPP STRIVE Academy

1444 Lucile Ave. SW, Atlanta, GA 30310 • 404-753-1530 • [kippmetroatlanta.org/kipp-strive-academy/](http://kippmetroatlanta.org/kipp-strive-academy/)

**School Leader(s): Kim Karacalidis**

**Year Founded: 2009**

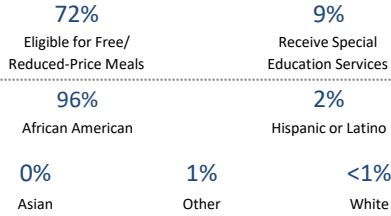
**Grades Served: 5 - 8**

**Student Enrollment: 393**

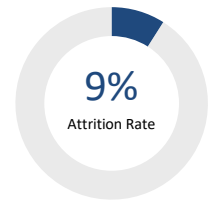
**Gender: 52% Male, 48% Female**

**Number of Teachers: 28**

## QUESTION 1 WHO ARE OUR STUDENTS?



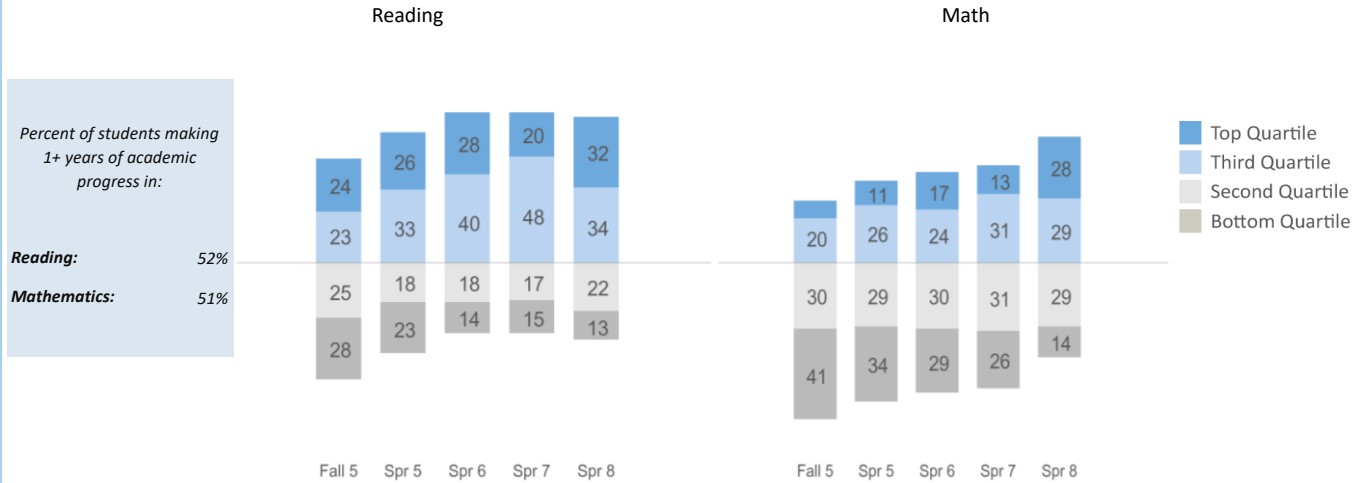
## QUESTION 2 ARE OUR STUDENTS STAYING WITH US?



## QUESTION 3 ARE OUR STUDENTS PROGRESSING AND ACHIEVING ACADEMICALLY?

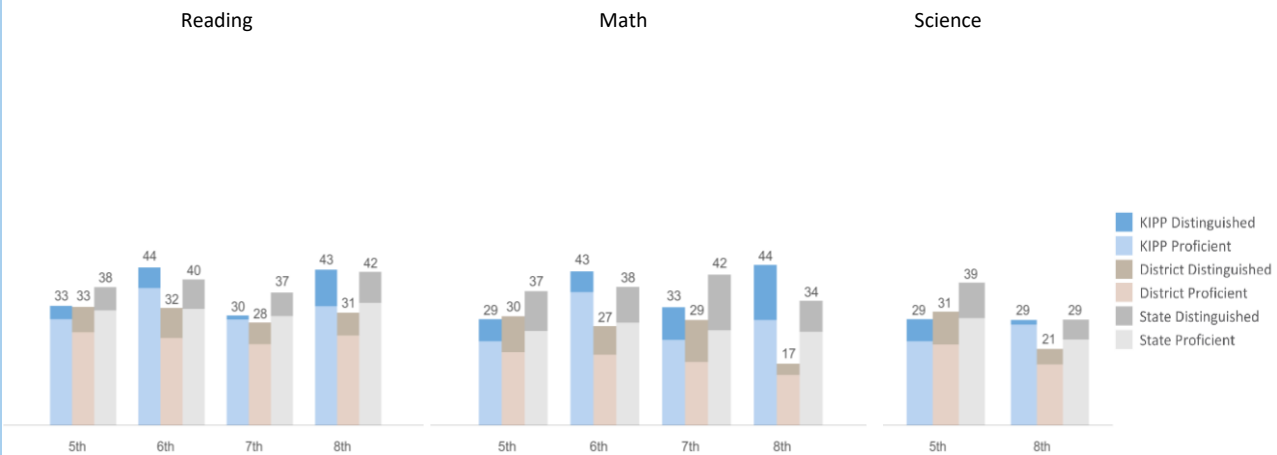
### ARE WE MAKING ENOUGH GROWTH TO REACH GRADE AND COLLEGE-READY LEVELS?

Measures of Academic Progress (MAP) 2016-17



### HOW ARE WE PERFORMING RELATIVE TO OUR LOCAL COMMUNITY?

Georgia Milestones Assessment System 2016-17



The state of Georgia no longer administers the Science or Social Studies Georgia Milestones Assessment to grade 3, 4, 6, or 7.

The following pages were created to share KIPP Report Card data in a format that is compliant with the Americans with Disabilities Act.

---

<b>School Name</b>	<b>KIPP STRIVE Academy</b>
<b>Address</b>	1444 Lucile Ave. SW, Atlanta, GA 30310
<b>Phone Number</b>	404-753-1530
<b>Website</b>	<a href="http://www.kippmetroatlanta.org/kipp-strive-academy/">www.kippmetroatlanta.org/kipp-strive-academy/</a>
<b>School Leader(s)</b>	Kim Karacalidis
<b>Year Founded</b>	2009
<b>Grades Served</b>	5 - 8
<b>Student Enrollment</b>	393
<b>Gender</b>	52% Male, 48% Female
<b>Number of Teachers</b>	28

---

**Question 1: Who are our students?**

<b>Eligible for Free/Reduced Price Meals</b>	72%
<b>Receive Special Education Services</b>	9%
<b>African American</b>	96%
<b>Hispanic or Latino</b>	2%
<b>Asian</b>	0%
<b>Other</b>	1%
<b>White</b>	<1%

---

**Question 2: Are our students staying with us?**

<b>Attrition Rate</b>	9%
-----------------------	----

---

**Question 3: Are our students progressing and achieving academically?**

*Percent of students making 1+ years of academic progress as measured by 2016-17 Measures of Academic Progress (MAP) exam*

<b>Reading</b>	52%
<b>Mathematics</b>	51%

---

**Data Footnotes**

The state of Georgia no longer administers the Science or Social Studies Georgia Milestones Assessment to grade 3, 4, 6, or 7.

**Question 3 (continued):** Are we making enough growth to reach grade and college-ready levels?

---

**Annual 2016-17 Measures of Academic Progress (MAP) Exam Performance - Percentiles**

Season	Test Name	Grade	Bottom %	3rd %	2nd %	Top %
FALL	Mathematics	5	41	30	20	8
SPRING	Mathematics	5	34	29	26	11
SPRING	Mathematics	6	29	30	24	17
SPRING	Mathematics	7	26	31	31	13
SPRING	Mathematics	8	14	29	29	28
FALL	Reading	5	28	25	23	24
SPRING	Reading	5	23	18	33	26
SPRING	Reading	6	14	18	40	28
SPRING	Reading	7	15	17	48	20
SPRING	Reading	8	13	22	34	32

**Question 3 (continued):** How are we performing relative to our local community?

Percent of Students Meeting or Exceeding Grade Level Proficiency as Measured by State Test Score					
Georgia Milestones Assessment System 2016-17					
Test	Grade	Proficiency	School	District	State
Reading/English Language Arts	5	Exceeds	3.70	7.00	6.44
Reading/English Language Arts	5	Met	29.30	25.70	31.74
Reading/English Language Arts	6	Exceeds	5.70	8.30	8.13
Reading/English Language Arts	6	Met	37.90	24.10	32.16
Reading/English Language Arts	7	Exceeds	1.12	6.00	6.47
Reading/English Language Arts	7	Met	29.21	22.40	30.19
Reading/English Language Arts	8	Exceeds	10.10	6.30	8.57
Reading/English Language Arts	8	Met	32.90	24.80	33.82
Mathematics	5	Exceeds	6.10	9.90	11.01
Mathematics	5	Met	23.20	20.20	26.05
Mathematics	6	Exceeds	5.70	7.90	9.88
Mathematics	6	Met	36.80	19.50	28.36
Mathematics	7	Exceeds	9.00	11.60	15.38
Mathematics	7	Met	23.60	17.50	26.24
Mathematics	8	Exceeds	15.20	3.10	8.57
Mathematics	8	Met	29.10	13.90	25.82
Science	5	Exceeds	6.10	9.10	9.80
Science	5	Met	23.20	22.30	29.60
Science	8	Exceeds	1.30	4.30	5.50
Science	8	Met	27.80	16.80	23.70