

KIPP Polaris Academy for Boys

9636 Mesa Drive, Houston, TX 77078 • 832-230-0567 • kipphouston.org/polaris

School Leader(s): Jamaal Henry

Year Founded: 2007

Grades Served: 5 - 8

Student Enrollment: 324

Gender: 100% Male, 0% Female

Number of Teachers: 20

QUESTION 1 WHO ARE OUR STUDENTS?

91%
Eligible for Free/
Reduced-Price Meals

10%
Receive Special
Education Services

37%
African American

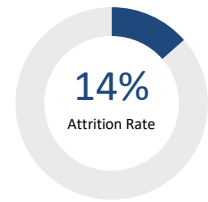
60%
Hispanic or Latino

0%
Asian

2%
Other

<1%
White

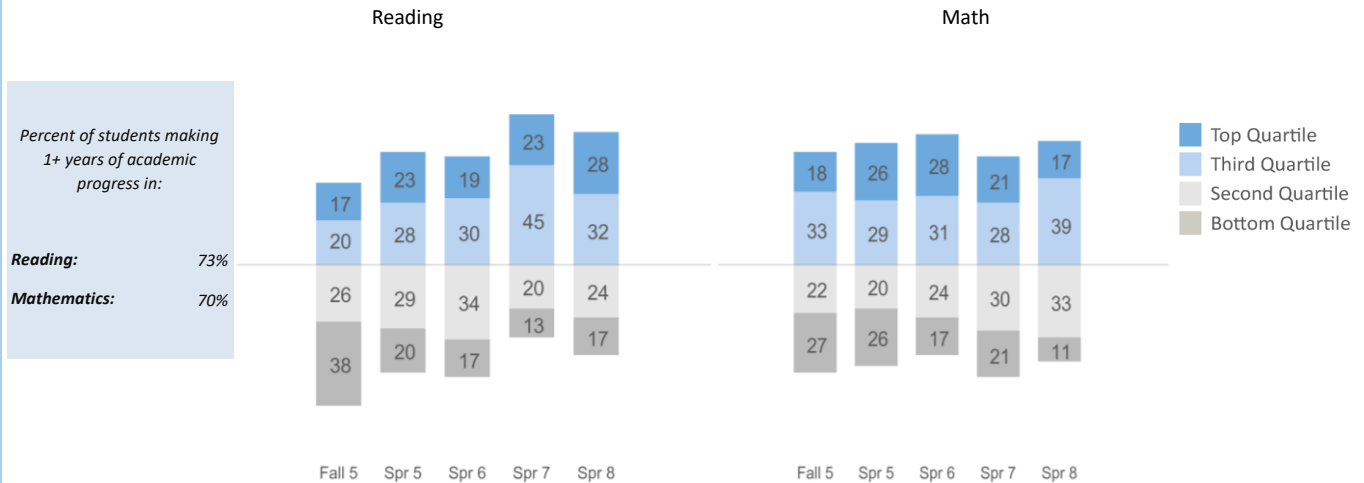
QUESTION 2 ARE OUR STUDENTS STAYING WITH US?



QUESTION 3 ARE OUR STUDENTS PROGRESSING AND ACHIEVING ACADEMICALLY?

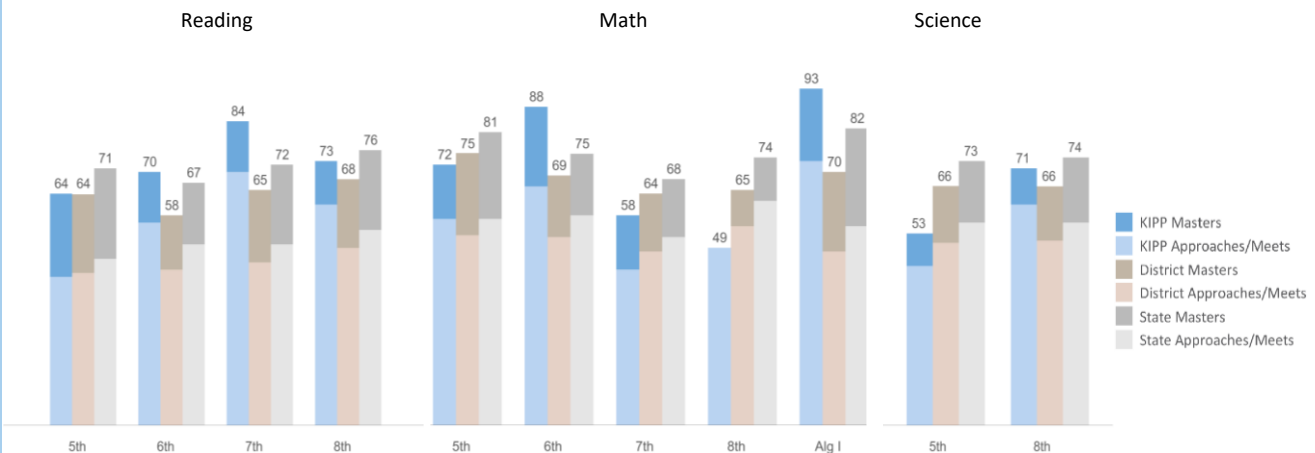
ARE WE MAKING ENOUGH GROWTH TO REACH GRADE AND COLLEGE-READY LEVELS?

Measures of Academic Progress (MAP) 2016-17



HOW ARE WE PERFORMING RELATIVE TO OUR LOCAL COMMUNITY?

State of Texas Assessments of Academic Readiness (STAAR) 2016-17



All school, district and state scores reflect a combination of tests taken in English and Spanish. According to the Texas Education Agency, the Spanish-language tests assess the same grade-level academic skills as the English-language tests. State test scores for the 5th and 8th grade include data from the first test administration only.

The following pages were created to share KIPP Report Card data in a format that is compliant with the Americans with Disabilities Act.

| | |
|---------------------------|--------------------------------------|
| School Name | KIPP Polaris Academy for Boys |
| Address | 9636 Mesa Drive, Houston, TX 77078 |
| Phone Number | 832-230-0567 |
| Website | www.kipp-houston.org/polaris |
| School Leader(s) | Jamaal Henry |
| Year Founded | 2007 |
| Grades Served | 5 - 8 |
| Student Enrollment | 324 |
| Gender | 100% Male, 0% Female |
| Number of Teachers | 20 |

Question 1: Who are our students?

| | |
|--|-----|
| Eligible for Free/Reduced Price Meals | 91% |
| Receive Special Education Services | 10% |
| African American | 37% |
| Hispanic or Latino | 60% |
| Asian | 0% |
| Other | 2% |
| White | <1% |

Question 2: Are our students staying with us?

| | |
|-----------------------|-----|
| Attrition Rate | 14% |
|-----------------------|-----|

Question 3: Are our students progressing and achieving academically?

Percent of students making 1+ years of academic progress as measured by 2016-17 Measures of Academic Progress (MAP) exam

| | |
|--------------------|-----|
| Reading | 73% |
| Mathematics | 70% |

Data Footnotes

All school, district and state scores reflect a combination of tests taken in English and Spanish. According to the Texas Education Agency, the Spanish-language tests assess the same grade-level academic skills as the English-language tests. State test scores for the 5th and 8th grade include data from the first test administration only.

Question 3 (continued): Are we making enough growth to reach grade and college-ready levels?

Annual 2016-17 Measures of Academic Progress (MAP) Exam Performance - Percentiles

| Season | Test Name | Grade | Bottom % | 3rd % | 2nd % | Top % |
|--------|-------------|-------|----------|-------|-------|-------|
| FALL | Mathematics | 5 | 27 | 22 | 33 | 18 |
| SPRING | Mathematics | 5 | 26 | 20 | 29 | 26 |
| SPRING | Mathematics | 6 | 17 | 24 | 31 | 28 |
| SPRING | Mathematics | 7 | 21 | 30 | 28 | 21 |
| SPRING | Mathematics | 8 | 11 | 33 | 39 | 17 |
| FALL | Reading | 5 | 38 | 26 | 20 | 17 |
| SPRING | Reading | 5 | 20 | 29 | 28 | 23 |
| SPRING | Reading | 6 | 17 | 34 | 30 | 19 |
| SPRING | Reading | 7 | 13 | 20 | 45 | 23 |
| SPRING | Reading | 8 | 17 | 24 | 32 | 28 |

Question 3 (continued): How are we performing relative to our local community?

Percent of Students Meeting or Exceeding Grade Level Proficiency as Measured by State Test Score

State of Texas Assessments of Academic Readiness (STAAR) 2016-17

| Test | Grade | Proficiency | School | District | State |
|-------------------------------|-------|-------------|--------|----------|-------|
| Reading/English Language Arts | 5 | Exceeds | 23.00 | 21.70 | 25.00 |
| Reading/English Language Arts | 5 | Met | 41.00 | 42.10 | 46.00 |
| Reading/English Language Arts | 6 | Exceeds | 14.00 | 15.00 | 17.00 |
| Reading/English Language Arts | 6 | Met | 56.00 | 43.00 | 50.00 |
| Reading/English Language Arts | 7 | Exceeds | 14.00 | 20.00 | 22.00 |
| Reading/English Language Arts | 7 | Met | 70.00 | 45.00 | 50.00 |
| Reading/English Language Arts | 8 | Exceeds | 12.00 | 19.00 | 22.00 |
| Reading/English Language Arts | 8 | Met | 61.00 | 49.00 | 54.00 |
| Mathematics | 5 | Exceeds | 15.00 | 22.70 | 24.00 |
| Mathematics | 5 | Met | 57.00 | 52.50 | 57.00 |
| Mathematics | 6 | Exceeds | 22.00 | 17.00 | 17.00 |
| Mathematics | 6 | Met | 66.00 | 52.00 | 58.00 |
| Mathematics | 7 | Exceeds | 15.00 | 16.00 | 16.00 |
| Mathematics | 7 | Met | 43.00 | 48.00 | 52.00 |
| Mathematics | 8 | Exceeds | 0.00 | 10.00 | 12.00 |
| Mathematics | 8 | Met | 49.00 | 55.00 | 62.00 |
| Algebra I | 8 | Exceeds | 20.00 | 22.00 | 27.00 |
| Algebra I | 8 | Met | 73.00 | 48.00 | 55.00 |
| Science | 5 | Exceeds | 9.00 | 15.70 | 17.00 |
| Science | 5 | Met | 44.00 | 50.40 | 56.00 |
| Science | 8 | Exceeds | 10.00 | 15.00 | 18.00 |
| Science | 8 | Met | 61.00 | 51.00 | 56.00 |