

KIPP Morial Middle

7701 Grant Street, (Morial), New Orleans, LA 70126 • 504-609-2280 • <https://kipneworleans.org/school/kipp-morial-middle>

School Leader(s): Deanna Reddick

Year Founded: 2006

Grades Served: 6 - 8

Student Enrollment: 326

Gender: 50% Male, 50% Female

Number of Teachers: 25

QUESTION 1 WHO ARE OUR STUDENTS?

CEP Eligible

Eligible for Free/
Reduced-Price Meals

90%

African American

1%

Asian

12%

Receive Special
Education Services

6%

Hispanic or Latino

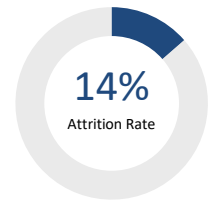
2%

Other

1%

White

QUESTION 2 ARE OUR STUDENTS STAYING WITH US?



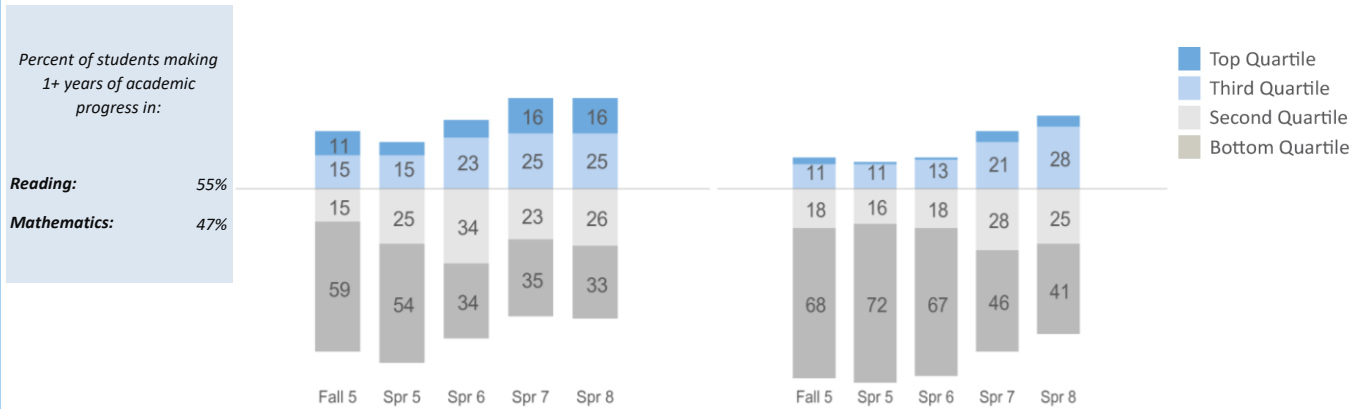
QUESTION 3 ARE OUR STUDENTS PROGRESSING AND ACHIEVING ACADEMICALLY?

ARE WE MAKING ENOUGH GROWTH TO REACH GRADE AND COLLEGE-READY LEVELS?

Measures of Academic Progress (MAP) 2016-17

Reading

Math



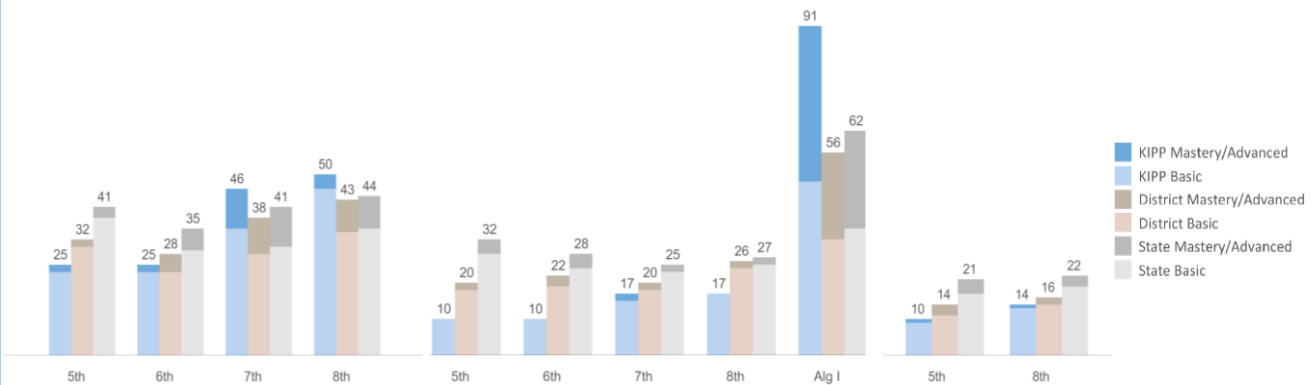
HOW ARE WE PERFORMING RELATIVE TO OUR LOCAL COMMUNITY?

Louisiana Educational Assessment Program (LEAP) 2016-17

Reading

Math

Science



Last year the district chose to transition from "Recovery School District - New Orleans" to "OPSB - Orleans All" which is a combination district of the Orleans Parish, Recovery School District, and New Orleans Schools.

The following pages were created to share KIPP Report Card data in a format that is compliant with the Americans with Disabilities Act.

School Name	KIPP Morial Middle
Address	7701 Grant Street, (Morial), New Orleans, LA 70126
Phone Number	504-609-2280
Website	https://www.kippneworleans.org/school/kipp-morial-middle
School Leader(s)	Deanna Reddick
Year Founded	2006
Grades Served	6 - 8
Student Enrollment	326
Gender	50% Male, 50% Female
Number of Teachers	25

Question 1: Who are our students?

Eligible for Free/Reduced Price Meals	CEP Eligible
Receive Special Education Services	12%
African American	90%
Hispanic or Latino	6%
Asian	1%
Other	2%
White	1%

Question 2: Are our students staying with us?

Attrition Rate	14%
----------------	-----

Question 3: Are our students progressing and achieving academically?

Percent of students making 1+ years of academic progress as measured by 2016-17 Measures of Academic Progress (MAP) exam

Reading	55%
Mathematics	47%

Data Footnotes

Last year the district chose to transition from "Recovery School District – New Orleans" to "OPSB – Orleans All" which is a combination district of the Orleans Parish, Recovery School District, and New Orleans Schools.

Question 3 (continued): Are we making enough growth to reach grade and college-ready levels?

Annual 2016-17 Measures of Academic Progress (MAP) Exam Performance - Percentiles

Season	Test Name	Grade	Bottom %	3rd %	2nd %	Top %
FALL	Mathematics	5	68	18	11	3
SPRING	Mathematics	5	72	16	11	1
SPRING	Mathematics	6	67	18	13	1
SPRING	Mathematics	7	46	28	21	5
SPRING	Mathematics	8	41	25	28	5
FALL	Reading	5	59	15	15	11
SPRING	Reading	5	54	25	15	6
SPRING	Reading	6	34	34	23	8
SPRING	Reading	7	35	23	25	16
SPRING	Reading	8	33	26	25	16

Question 3 (continued): How are we performing relative to our local community?

Percent of Students Meeting or Exceeding Grade Level Proficiency as Measured by State Test Score

Louisiana Educational Assessment Program (LEAP) 2016-17

Test	Grade	Proficiency	School	District	State
English Language Arts	5	Met	23.00	30.00	38.00
English Language Arts	5	Exceeds	2.00	2.00	3.00
English Language Arts	6	Met	23.00	23.00	29.00
English Language Arts	6	Exceeds	2.00	5.00	6.00
English Language Arts	7	Met	35.00	28.00	30.00
English Language Arts	7	Exceeds	11.00	10.00	11.00
English Language Arts	8	Met	46.00	34.00	35.00
English Language Arts	8	Exceeds	4.00	9.00	9.00
Mathematics	5	Met	10.00	18.00	28.00
Mathematics	5	Exceeds	0.00	2.00	4.00
Mathematics	6	Met	10.00	19.00	24.00
Mathematics	6	Exceeds	0.00	3.00	4.00
Mathematics	7	Met	15.00	18.00	23.00
Mathematics	7	Exceeds	2.00	2.00	2.00
Mathematics	8	Met	17.00	24.00	25.00
Mathematics	8	Exceeds	0.00	2.00	2.00
Algebra I	8	Met	48.00	32.00	35.00
Algebra I	8	Exceeds	43.00	24.00	27.00
Science	5	Met	9.00	11.00	17.00
Science	5	Exceeds	1.00	3.00	4.00
Science	8	Met	13.00	14.00	19.00
Science	8	Exceeds	1.00	2.00	3.00