

KIPP Leadership Primary

2300 St. Claude Avenue, Charles Colton Building, New Orleans, LA 70117 • 504-308-3359 • kipplewneworleans.org/school/kipp-leadership-primary

School Leader(s): Jenni Seckel

Year Founded: 2011

Grades Served: K - 4

Student Enrollment: 519

Gender: 49% Male, 51% Female

Number of Teachers: 34

QUESTION 1 WHO ARE OUR STUDENTS?

CEP Eligible

Eligible for Free/
Reduced-Price Meals

95%

African American

0%

Asian

8%

Receive Special
Education Services

4%

Hispanic or Latino

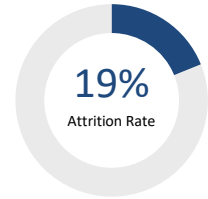
<1%

Other

<1%

White

QUESTION 2 ARE OUR STUDENTS STAYING WITH US?



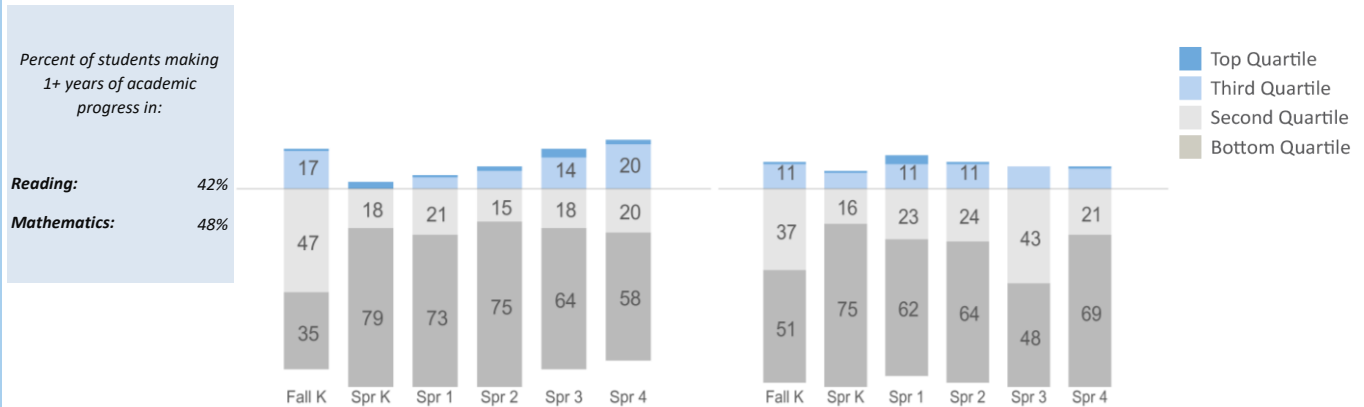
QUESTION 3 ARE OUR STUDENTS PROGRESSING AND ACHIEVING ACADEMICALLY?

ARE WE MAKING ENOUGH GROWTH TO REACH GRADE AND COLLEGE-READY LEVELS?

Measures of Academic Progress (MAP) 2016-17

Reading

Math

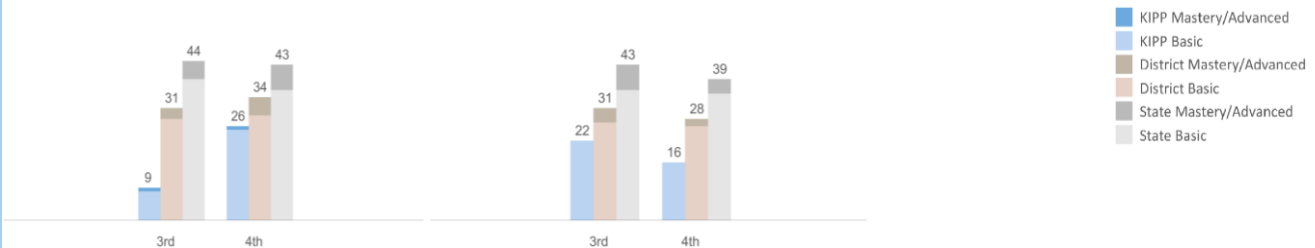


HOW ARE WE PERFORMING RELATIVE TO OUR LOCAL COMMUNITY?

Louisiana Educational Assessment Program (LEAP) 2016-17

Reading

Math



Last year the district chose to transition from "Recovery School District - New Orleans" to "OPSB - Orleans All" which is a combination district of the Orleans Parish, Recovery School District, and New Orleans Schools.

The following pages were created to share KIPP Report Card data in a format that is compliant with the Americans with Disabilities Act.

School Name	KIPP Leadership Primary
Address	2300 St. Claude Avenue, Charles Colton Building, New Orleans, LA 70117
Phone Number	504-308-3359
Website	www.kippneworleans.org/school/kipp-leadership-primary
School Leader(s)	Jenni Seckel
Year Founded	2011
Grades Served	K - 4
Student Enrollment	519
Gender	49% Male, 51% Female
Number of Teachers	34

Question 1: Who are our students?

Eligible for Free/Reduced Price Meals	CEP Eligible
Receive Special Education Services	8%
African American	95%
Hispanic or Latino	4%
Asian	0%
Other	<1%
White	<1%

Question 2: Are our students staying with us?

Attrition Rate	19%
----------------	-----

Question 3: Are our students progressing and achieving academically?

Percent of students making 1+ years of academic progress as measured by 2016-17 Measures of Academic Progress (MAP) exam

Reading	42%
Mathematics	48%

Data Footnotes

Last year the district chose to transition from "Recovery School District – New Orleans" to "OPSB – Orleans All" which is a combination district of the Orleans Parish, Recovery School District, and New Orleans Schools.

Question 3 (continued): Are we making enough growth to reach grade and college-ready levels?

Annual 2016-17 Measures of Academic Progress (MAP) Exam Performance - Percentiles

Season	Test Name	Grade	Bottom %	3rd %	2nd %	Top %
FALL	Mathematics	0	51	37	11	1
SPRING	Mathematics	0	75	16	7	1
SPRING	Mathematics	1	62	23	11	4
SPRING	Mathematics	2	64	24	11	1
SPRING	Mathematics	3	48	43	10	0
SPRING	Mathematics	4	69	21	9	1
FALL	Reading	0	35	47	17	1
SPRING	Reading	0	79	18	0	3
SPRING	Reading	1	73	21	5	1
SPRING	Reading	2	75	15	8	2
SPRING	Reading	3	64	18	14	4
SPRING	Reading	4	58	20	20	2

Question 3 (continued): How are we performing relative to our local community?

Percent of Students Meeting or Exceeding Grade Level Proficiency as Measured by State Test Score					
Louisiana Educational Assessment Program (LEAP) 2016-17					
Test	Grade	Proficiency	School	District	State
English Language Arts	3	Met	8.00	28.00	39.00
English Language Arts	3	Exceeds	1.00	3.00	5.00
English Language Arts	4	Met	25.00	29.00	36.00
English Language Arts	4	Exceeds	1.00	5.00	7.00
Mathematics	3	Met	22.00	27.00	36.00
Mathematics	3	Exceeds	0.00	4.00	7.00
Mathematics	4	Met	16.00	26.00	35.00
Mathematics	4	Exceeds	0.00	2.00	4.00