

KIPP King Collegiate High School

2005 Via Barrett, San Lorenzo, CA 94580 • 510-317-2330 • kippbayarea.org/schools/king

School Leader(s): Ben Thompson-Echevarria

Year Founded: 2007

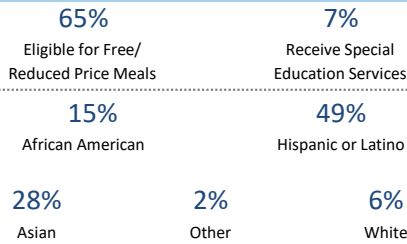
Grades Served: 9 - 12

Student Enrollment: 618

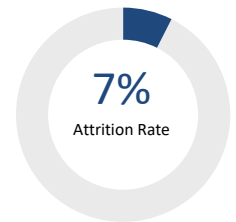
Gender: 48% Male, 52% Female

Number of Teachers: 34

QUESTION 1 WHO ARE OUR STUDENTS?




QUESTION 2 ARE OUR STUDENTS STAYING WITH US?



QUESTION 3 ARE OUR STUDENTS PROGRESSING AND ACHIEVING ACADEMICALLY?

HOW ARE WE PERFORMING RELATIVE TO OUR LOCAL COMMUNITY?

Smarter Balanced Assessment Consortium (SBAC) 2016-17



KIPP HIGH SCHOOL RESULTS FOR GRADUATING SENIORS

ACT Test Results

% Taking

73%

Average Score

21

AP Test Results

% Taking

93%

% Passing (score of 3+)

59%

QUESTION 4 ARE OUR ALUMNI CLIMBING THE MOUNTAIN TO AND THROUGH COLLEGE?

% of Students completing high school in 4 years

93%

and
5% of KIPPsters
still persisting in high school

The following pages were created to share KIPP Report Card data in a format that is compliant with the Americans with Disabilities Act.

School Name	KIPP King Collegiate High School
--------------------	---

Address	2005 Via Barrett, San Lorenzo, CA 94580
Phone Number	510-317-2330
Website	www.kippbayarea.org/schools/king
School Leader(s)	Ben Thompson-Echevarría
Year Founded	2007
Grades Served	9 - 12
Student Enrollment	618
Gender	48% Male, 52% Female
Number of Teachers	34

Question 1: Who are our students?

Eligible for Free/Reduced Price Meals	65%
Receive Special Education Services	7%
African American	15%
Hispanic or Latino	49%
Asian	28%
Other	2%
White	6%

Question 2: Are our students staying with us?

Attrition Rate	7%
----------------	----

Question 3: Are our students progressing and achieving academically?

KIPP High School Results for Graduating Seniors

ACT Test Results

% Students Taking Test	73%
Average Test Score	21

AP Test Results

% Students Taking Test	93%
% Passing (score of 3+)	59%

Question 4: Are our alumni climbing the mountain to and through college?

% of Students completing high school in 4 years	93%
KIPPsters still persisting in high school	5%

Data Footnotes

Question 3 (continued): How are we performing relative to our local community?

Percent of Students Meeting or Exceeding Grade Level Proficiency as Measured by State Test Score

Smarter Balanced Assessment Consortium (SBAC) 2016-17

Grade 99 reflects a course-based exam taken by multiple grades.

Test	Grade	Proficiency	School	District	State
Reading/English Language Arts	11	Exceeds	48.74	18.67	27.72
Reading/English Language Arts	11	Met	29.41	26.04	32.04
Mathematics	11	Exceeds	17.65	8.90	12.92
Mathematics	11	Met	36.13	21.01	19.22