

# KIPP Infinity Middle School

625 West 133rd Street, Terence Tolbert Building - 3rd Floor, New York, NY 10027 • 212-991-2600 • [kipnyc.org/schools/kipp-infinity-middle-school](http://kipnyc.org/schools/kipp-infinity-middle-school)

**School Leader(s): Glenn Davis**

**Year Founded: 2005**

**Grades Served: 5 - 8**

**Student Enrollment: 378**

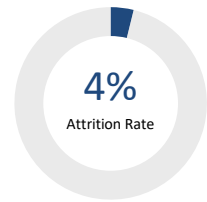
**Gender: 48% Male, 52% Female**

**Number of Teachers: 28**

## QUESTION 1 WHO ARE OUR STUDENTS?

92%	26%	
Eligible for Free/ Reduced-Price Meals	Receive Special Education Services	
30%	68%	
African American	Hispanic or Latino	
0%	2%	<1%
Asian	Other	White

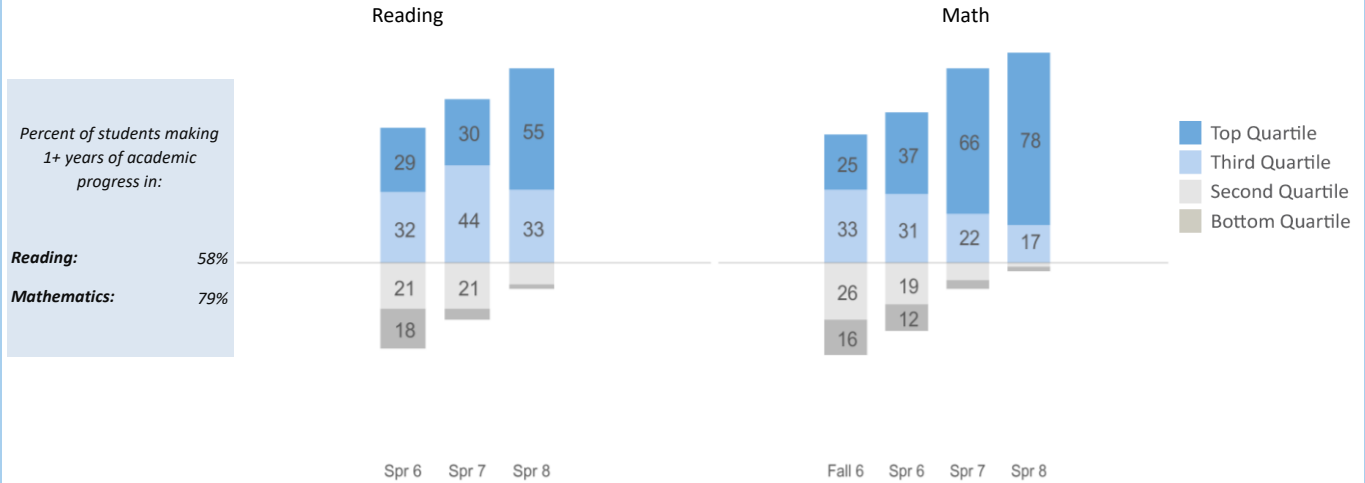
## QUESTION 2 ARE OUR STUDENTS STAYING WITH US?



## QUESTION 3 ARE OUR STUDENTS PROGRESSING AND ACHIEVING ACADEMICALLY?

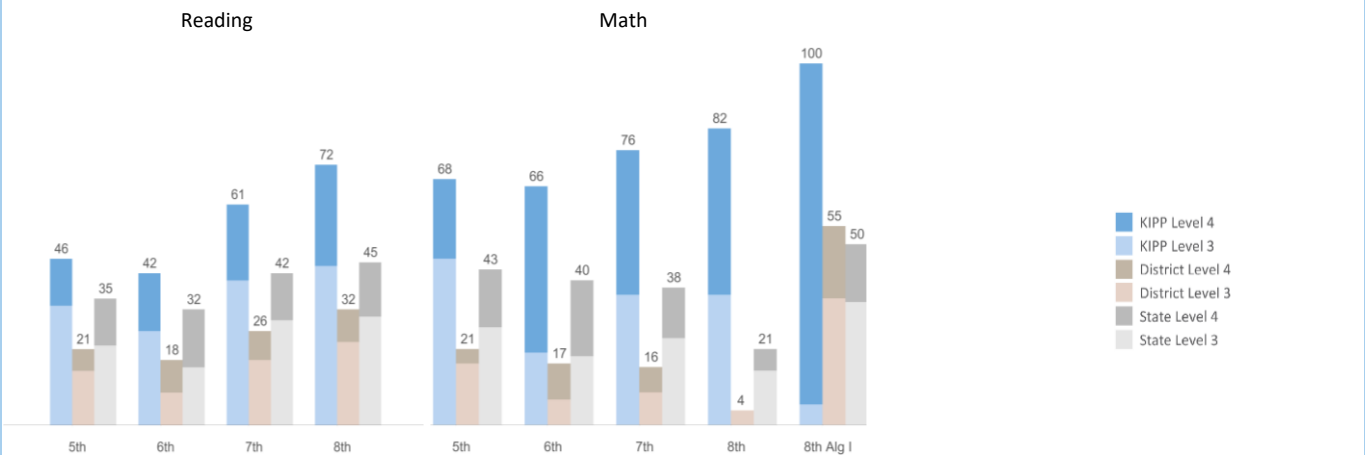
### ARE WE MAKING ENOUGH GROWTH TO REACH GRADE AND COLLEGE-READY LEVELS?

Measures of Academic Progress (MAP) 2016-17



### HOW ARE WE PERFORMING RELATIVE TO OUR LOCAL COMMUNITY?

New York State Testing Program (NYSTP) 2016-17



5th grade MAP data not available.

The following pages were created to share KIPP Report Card data in a format that is compliant with the Americans with Disabilities Act.

---

<b>School Name</b>	<b>KIPP Infinity Middle School</b>
<b>Address</b>	625 West 133rd Street, Terence Tolbert Building - 3rd Floor, New York, NY 10027
<b>Phone Number</b>	212-991-2600
<b>Website</b>	<a href="http://www.kippnyc.org/schools/kipp-infinity-middle-school">www.kippnyc.org/schools/kipp-infinity-middle-school</a>
<b>School Leader(s)</b>	Glenn Davis
<b>Year Founded</b>	2005
<b>Grades Served</b>	5 - 8
<b>Student Enrollment</b>	378
<b>Gender</b>	48% Male, 52% Female
<b>Number of Teachers</b>	28

---

**Question 1: Who are our students?**

<b>Eligible for Free/Reduced Price Meals</b>	92%
<b>Receive Special Education Services</b>	26%
<b>African American</b>	30%
<b>Hispanic or Latino</b>	68%
<b>Asian</b>	0%
<b>Other</b>	2%
<b>White</b>	<1%

---

**Question 2: Are our students staying with us?**

<b>Attrition Rate</b>	4%
-----------------------	----

---

**Question 3: Are our students progressing and achieving academically?**

*Percent of students making 1+ years of academic progress as measured by 2016-17 Measures of Academic Progress (MAP) exam*

<b>Reading</b>	58%
<b>Mathematics</b>	79%

---

**Data Footnotes**

5th grade MAP data not available.

**Question 3 (continued):** Are we making enough growth to reach grade and college-ready levels?

---

**Annual 2016-17 Measures of Academic Progress (MAP) Exam Performance - Percentiles**

Season	Test Name	Grade	Bottom %	3rd %	2nd %	Top %
FALL	Mathematics	6	16	26	33	25
SPRING	Mathematics	6	12	19	31	37
SPRING	Mathematics	7	4	8	22	66
SPRING	Mathematics	8	2	2	17	78
SPRING	Reading	6	18	21	32	29
SPRING	Reading	7	5	21	44	30
SPRING	Reading	8	2	10	33	55

**Question 3 (continued):** How are we performing relative to our local community?

Percent of Students Meeting or Exceeding Grade Level Proficiency as Measured by State Test Score					
New York State Testing Program (NYSTP) 2016-17					
Test	Grade	Proficiency	School	District	State
Reading/English Language Arts	5	Met	33.00	15.00	22.00
Reading/English Language Arts	5	Exceeds	13.00	6.00	13.00
Reading/English Language Arts	6	Met	26.00	9.00	16.00
Reading/English Language Arts	6	Exceeds	16.00	9.00	16.00
Reading/English Language Arts	7	Met	40.00	18.00	29.00
Reading/English Language Arts	7	Exceeds	21.00	8.00	13.00
Reading/English Language Arts	8	Met	44.00	23.00	30.00
Reading/English Language Arts	8	Exceeds	28.00	9.00	15.00
Mathematics	5	Met	46.00	17.00	27.00
Mathematics	5	Exceeds	22.00	4.00	16.00
Mathematics	6	Met	20.00	7.00	19.00
Mathematics	6	Exceeds	46.00	10.00	21.00
Mathematics	7	Met	36.00	9.00	24.00
Mathematics	7	Exceeds	40.00	7.00	14.00
Mathematics	8	Met	36.00	4.00	15.00
Mathematics	8	Exceeds	46.00	0.00	6.00
Algebra I	8	Meets standard	5.66	35.00	34.00
Algebra I	8	Exceeds standard	94.34	20.00	16.00