

KIPP Houston High School

10711 KIPP Way, Houston, TX 77099 • 832-328-1082 • kipphouston.org/khhs

School Leader(s): Mohamad Maarouf

Year Founded: 2004

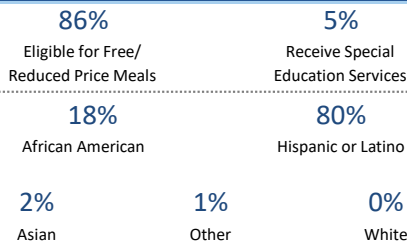
Grades Served: 9 - 12

Student Enrollment: 715

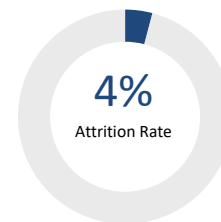
Gender: 47% Male, 53% Female

Number of Teachers: 36

QUESTION 1 WHO ARE OUR STUDENTS?



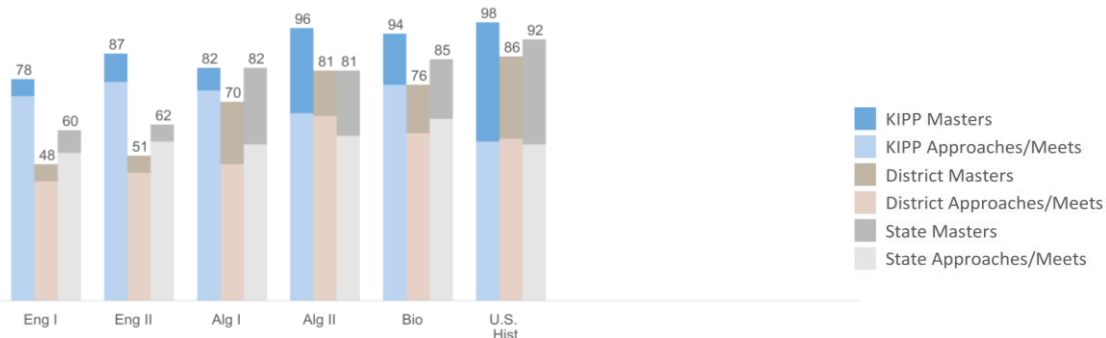
QUESTION 2 ARE OUR STUDENTS STAYING WITH US?



QUESTION 3 ARE OUR STUDENTS PROGRESSING AND ACHIEVING ACADEMICALLY?

HOW ARE WE PERFORMING RELATIVE TO OUR LOCAL COMMUNITY?

State of Texas Assessments of Academic Readiness - End of Course Exam (STAAR) 2016-17



KIPP HIGH SCHOOL RESULTS FOR GRADUATING SENIORS

ACT Test Results

% Taking

99%

Average Score

21

AP Test Results

% Taking

91%

% Passing (score of 3+)

67%

QUESTION 4 ARE OUR ALUMNI CLIMBING THE MOUNTAIN TO AND THROUGH COLLEGE?

% of Students completing high school in 4 years

98%

and
1% of KIPPsters
still persisting in high school

All school, district and state scores reflect a combination of tests taken in English and Spanish. According to the Texas Education Agency, the Spanish-language tests assess the same grade-level academic skills as the English-language tests. State test scores for the 5th and 8th grade include data from the first test administration only.

Data current as of May 16, 2018

The following pages were created to share KIPP Report Card data in a format that is compliant with the Americans with Disabilities Act.

School Name	KIPP Houston High School
Address	10711 KIPP Way, Houston, TX 77099
Phone Number	832-328-1082
Website	www.kiphouston.org/khhs
School Leader(s)	Mohamad Maarouf
Year Founded	2004
Grades Served	9 - 12
Student Enrollment	715
Gender	47% Male, 53% Female
Number of Teachers	36

Question 1: Who are our students?

Eligible for Free/Reduced Price Meals	86%
Receive Special Education Services	5%
African American	18%
Hispanic or Latino	80%
Asian	2%
Other	1%
White	0%

Question 2: Are our students staying with us?

Attrition Rate	4%
----------------	----

Question 3: Are our students progressing and achieving academically?

KIPP High School Results for Graduating Seniors

ACT Test Results

% Students Taking Test	99%
Average Test Score	21

AP Test Results

% Students Taking Test	91%
% Passing (score of 3+)	67%

Question 4: Are our alumni climbing the mountain to and through college?

% of Students completing high school in 4 years	98%
KIPPsters still persisting in high school	1%

Data Footnotes

All school, district and state scores reflect a combination of tests taken in English and Spanish. According to the Texas Education Agency, the Spanish-language tests assess the same grade-level academic skills as the English-language tests. State test scores for the 5th and 8th grade include data from the first test administration only.

Question 3 (continued): How are we performing relative to our local community?

Percent of Students Meeting or Exceeding Grade Level Proficiency as Measured by State Test Score

State of Texas Assessments of Academic Readiness - End of Course Exam (STAAR) 2016-17

Grade 99 reflects a course-based exam taken by multiple grades.

Test	Grade	Proficiency	School	District	State
English I	99	Exceeds	6.00	6.00	8.00
English I	99	Met	72.00	42.00	52.00
English II	99	Exceeds	10.00	6.00	6.00
English II	99	Met	77.00	45.00	56.00
Algebra I	99	Exceeds	8.00	22.00	27.00
Algebra I	99	Met	74.00	48.00	55.00
Algebra II	99	Exceeds	30.00	16.00	23.00
Algebra II	99	Met	66.00	65.00	58.00
Biology	99	Exceeds	18.00	17.00	21.00
Biology	99	Met	76.00	59.00	64.00
US History	99	Exceeds	42.00	29.00	37.00
US History	99	Met	56.00	57.00	55.00