

# KIPP GCP Primary

320 Pleasant Hill Rd, Gaston, NC 27832 • 252-308-6932 • [kippenc.org/school-details/kipp-gcp-primary-school/](http://kippenc.org/school-details/kipp-gcp-primary-school/)

**School Leader(s): Heather Acree**

**Year Founded: 2012**

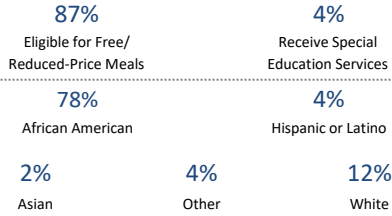
**Grades Served: K - 4**

**Student Enrollment: 482**

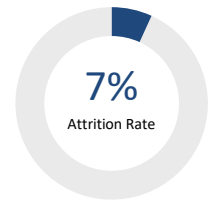
**Gender: 52% Male, 48% Female**

**Number of Teachers: 32**

## QUESTION 1 WHO ARE OUR STUDENTS?



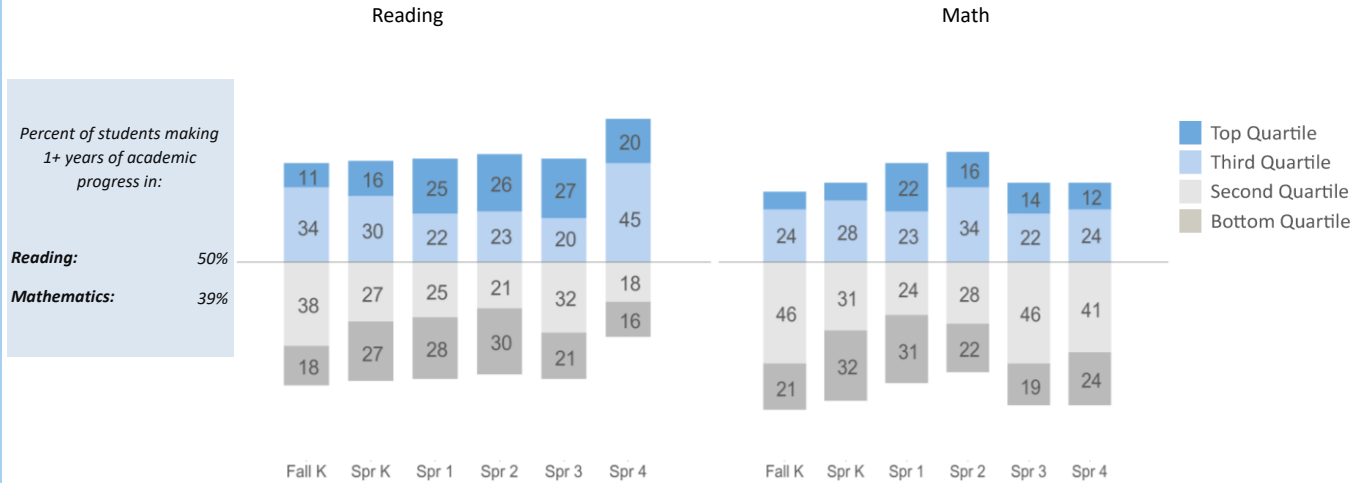
## QUESTION 2 ARE OUR STUDENTS STAYING WITH US?



## QUESTION 3 ARE OUR STUDENTS PROGRESSING AND ACHIEVING ACADEMICALLY?

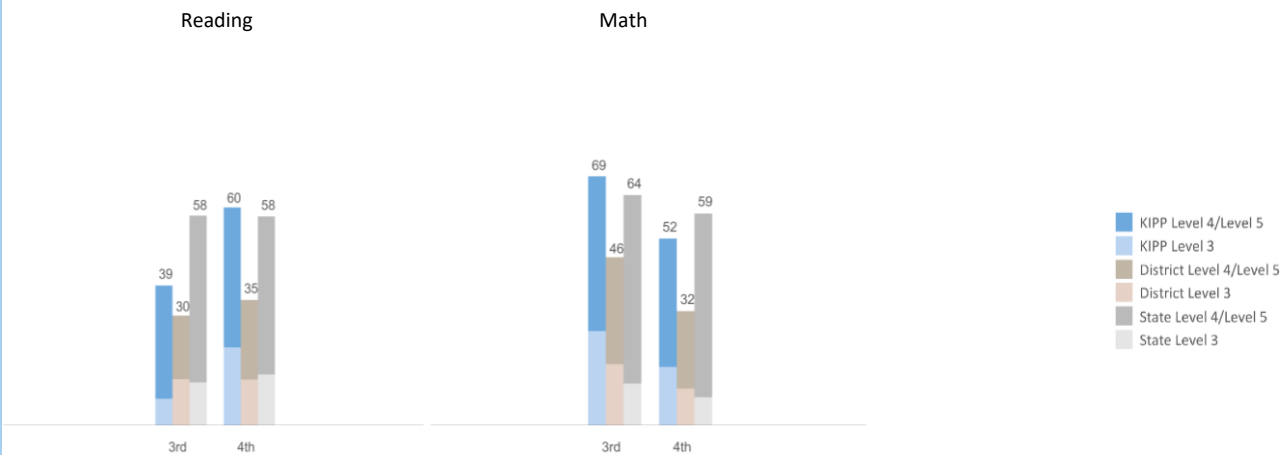
### ARE WE MAKING ENOUGH GROWTH TO REACH GRADE AND COLLEGE-READY LEVELS?

Measures of Academic Progress (MAP) 2016-17



### HOW ARE WE PERFORMING RELATIVE TO OUR LOCAL COMMUNITY?

North Carolina End of Grade (EOG) 2014-15



The North Carolina End of Grade (EOG) Exam assessed students in grade 5-8. The North Carolina End of Course (EOC) exam assessed students in grade 8.

The following pages were created to share KIPP Report Card data in a format that is compliant with the Americans with Disabilities Act.

---

<b>School Name</b>	<b>KIPP GCP Primary</b>
<b>Address</b>	320 Pleasant Hill Rd, Gaston, NC 27832
<b>Phone Number</b>	252-308-6932
<b>Website</b>	<a href="http://www.kippenc.org/school-details/kipp-gcp-primary-school/">www.kippenc.org/school-details/kipp-gcp-primary-school/</a>
<b>School Leader(s)</b>	Heather Acree
<b>Year Founded</b>	2012
<b>Grades Served</b>	K - 4
<b>Student Enrollment</b>	482
<b>Gender</b>	52% Male, 48% Female
<b>Number of Teachers</b>	32

---

**Question 1: Who are our students?**

<b>Eligible for Free/Reduced Price Meals</b>	87%
<b>Receive Special Education Services</b>	4%
<b>African American</b>	78%
<b>Hispanic or Latino</b>	4%
<b>Asian</b>	2%
<b>Other</b>	4%
<b>White</b>	12%

---

**Question 2: Are our students staying with us?**

<b>Attrition Rate</b>	7%
-----------------------	----

---

**Question 3: Are our students progressing and achieving academically?**

*Percent of students making 1+ years of academic progress as measured by 2016-17 Measures of Academic Progress (MAP) exam*

<b>Reading</b>	50%
<b>Mathematics</b>	39%

---

**Data Footnotes**

The North Carolina End of Grade (EOG) Exam assessed students in grade 5-8. The North Carolina End of Course (EOC) exam assessed students in grade 8.

**Question 3 (continued):** Are we making enough growth to reach grade and college-ready levels?

---

**Annual 2016-17 Measures of Academic Progress (MAP) Exam Performance - Percentiles**

Season	Test Name	Grade	Bottom %	3rd %	2nd %	Top %
FALL	Mathematics	0	21	46	24	8
SPRING	Mathematics	0	32	31	28	8
SPRING	Mathematics	1	31	24	23	22
SPRING	Mathematics	2	22	28	34	16
SPRING	Mathematics	3	19	46	22	14
SPRING	Mathematics	4	24	41	24	12
FALL	Reading	0	18	38	34	11
SPRING	Reading	0	27	27	30	16
SPRING	Reading	1	28	25	22	25
SPRING	Reading	2	30	21	23	26
SPRING	Reading	3	21	32	20	27
SPRING	Reading	4	16	18	45	20

**Question 3 (continued):** How are we performing relative to our local community?

Percent of Students Meeting or Exceeding Grade Level Proficiency as Measured by State Test Score

**North Carolina End of Grade (EOG) 2014-15**

Test	Grade	Proficiency	School	District	State
Reading/English Language Arts	3	Met	7.30	12.70	11.80
Reading/English Language Arts	3	Exceeds	31.30	17.60	46.10
Reading/English Language Arts	4	Met	21.50	12.60	14.00
Reading/English Language Arts	4	Exceeds	38.70	22.00	43.70
Mathematics	3	Met	26.00	16.90	11.50
Mathematics	3	Exceeds	42.80	29.50	52.10
Mathematics	4	Met	16.10	10.10	7.70
Mathematics	4	Exceeds	35.50	21.40	50.80