

# KIPP Central City Primary

2625 Thalia Street, (Guste), New Orleans, LA 70113 • 504-373-6290 • [kippneworleans.org/school/kipp-central-city-primary](http://kippneworleans.org/school/kipp-central-city-primary)

**School Leader(s): Theresa Schmitt**

**Year Founded: 2008**

**Grades Served: K - 5**

**Student Enrollment: 625**

**Gender: 46% Male, 54% Female**

**Number of Teachers: 41**

## QUESTION 1 WHO ARE OUR STUDENTS?

**CEP Eligible**

Eligible for Free/  
Reduced-Price Meals

95%

African American

<1%

Asian

11%

Receive Special  
Education Services

3%

Hispanic or Latino

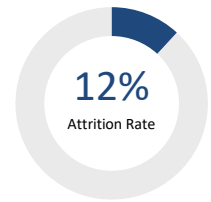
1%

Other

<1%

White

## QUESTION 2 ARE OUR STUDENTS STAYING WITH US?



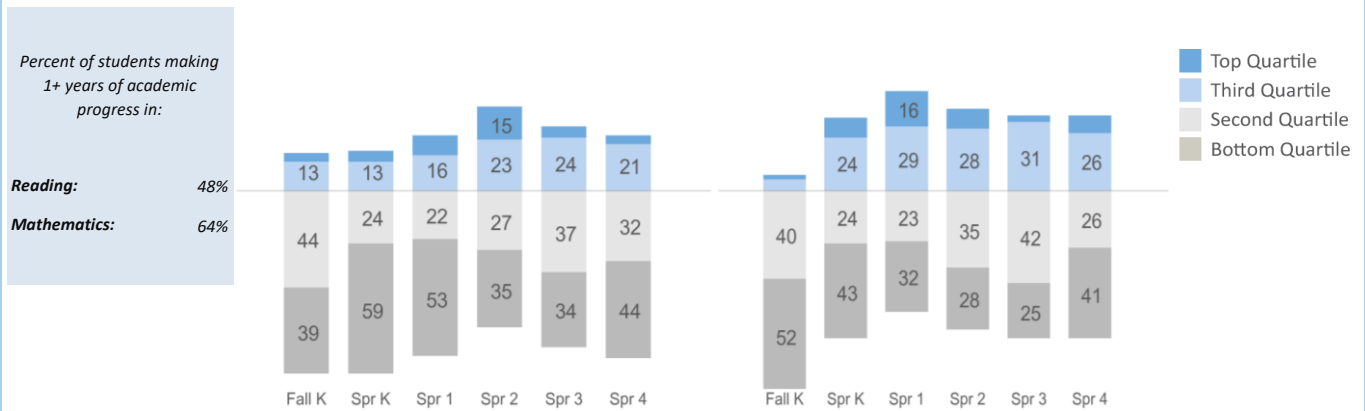
## QUESTION 3 ARE OUR STUDENTS PROGRESSING AND ACHIEVING ACADEMICALLY?

### ARE WE MAKING ENOUGH GROWTH TO REACH GRADE AND COLLEGE-READY LEVELS?

Measures of Academic Progress (MAP) 2016-17

Reading

Math

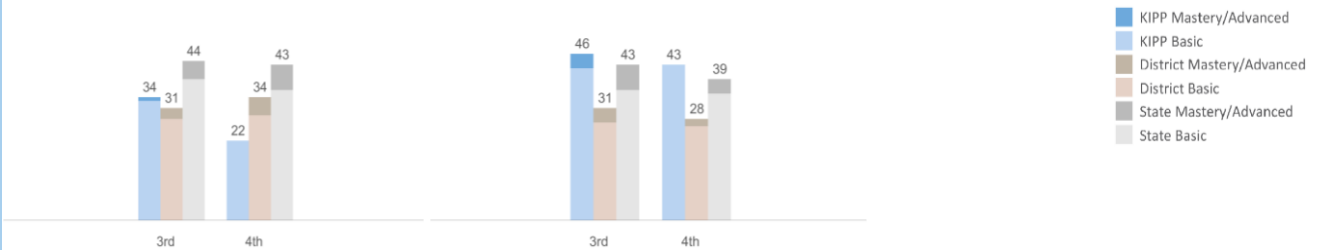


### HOW ARE WE PERFORMING RELATIVE TO OUR LOCAL COMMUNITY?

Louisiana Educational Assessment Program (LEAP) 2016-17

Reading

Math



Last year the district chose to transition from "Recovery School District - New Orleans" to "OPSB - Orleans All" which is a combination district of the Orleans Parish, Recovery School District, and New Orleans Schools.

The following pages were created to share KIPP Report Card data in a format that is compliant with the Americans with Disabilities Act.

---

<b>School Name</b>	<b>KIPP Central City Primary</b>
<b>Address</b>	2625 Thalia Street, (Guste), New Orleans, LA 70113
<b>Phone Number</b>	504-373-6290
<b>Website</b>	<a href="http://www.kippneworleans.org/school/kipp-central-city-primary">www.kippneworleans.org/school/kipp-central-city-primary</a>
<b>School Leader(s)</b>	Theresa Schmitt
<b>Year Founded</b>	2008
<b>Grades Served</b>	K - 5
<b>Student Enrollment</b>	625
<b>Gender</b>	46% Male, 54% Female
<b>Number of Teachers</b>	41

---

**Question 1: Who are our students?**

<b>Eligible for Free/Reduced Price Meals</b>	CEP Eligible
<b>Receive Special Education Services</b>	11%
<b>African American</b>	95%
<b>Hispanic or Latino</b>	3%
<b>Asian</b>	<1%
<b>Other</b>	1%
<b>White</b>	<1%

---

**Question 2: Are our students staying with us?**

Attrition Rate	12%
----------------	-----

---

**Question 3: Are our students progressing and achieving academically?**

*Percent of students making 1+ years of academic progress as measured by 2016-17 Measures of Academic Progress (MAP) exam*

Reading	48%
Mathematics	64%

---

**Data Footnotes**

Last year the district chose to transition from "Recovery School District – New Orleans" to "OPSB – Orleans All" which is a combination district of the Orleans Parish, Recovery School District, and New Orleans Schools.

**Question 3 (continued):** Are we making enough growth to reach grade and college-ready levels?

---

**Annual 2016-17 Measures of Academic Progress (MAP) Exam Performance - Percentiles**

Season	Test Name	Grade	Bottom %	3rd %	2nd %	Top %
FALL	Mathematics	0	52	40	5	2
SPRING	Mathematics	0	43	24	24	9
SPRING	Mathematics	1	32	23	29	16
SPRING	Mathematics	2	28	35	28	9
SPRING	Mathematics	3	25	42	31	3
SPRING	Mathematics	4	41	26	26	8
FALL	Reading	0	39	44	13	4
SPRING	Reading	0	59	24	13	5
SPRING	Reading	1	53	22	16	9
SPRING	Reading	2	35	27	23	15
SPRING	Reading	3	34	37	24	5
SPRING	Reading	4	44	32	21	4

**Question 3 (continued):** How are we performing relative to our local community?

Percent of Students Meeting or Exceeding Grade Level Proficiency as Measured by State Test Score					
Louisiana Educational Assessment Program (LEAP) 2016-17					
Test	Grade	Proficiency	School	District	State
English Language Arts	3	Met	33.00	28.00	39.00
English Language Arts	3	Exceeds	1.00	3.00	5.00
English Language Arts	4	Met	22.00	29.00	36.00
English Language Arts	4	Exceeds	0.00	5.00	7.00
Mathematics	3	Met	42.00	27.00	36.00
Mathematics	3	Exceeds	4.00	4.00	7.00
Mathematics	4	Met	43.00	26.00	35.00
Mathematics	4	Exceeds	0.00	2.00	4.00