

# KIPP Believe Primary

421 Burdette Street, (Banneker), New Orleans, LA 70118 • 504-266-2050 • [kipneworleans.org/school/kipp-believe-primary](http://kipneworleans.org/school/kipp-believe-primary)

**School Leader(s): Rachael Parker**

**Year Founded: 2011**

**Grades Served: K - 4**

**Student Enrollment: 432**

**Gender: 47% Male, 53% Female**

**Number of Teachers: 30**

## QUESTION 1 WHO ARE OUR STUDENTS?

**CEP Eligible**

Eligible for Free/  
Reduced-Price Meals

94%

African American

0%

Asian

10%

Receive Special  
Education Services

4%

Hispanic or Latino

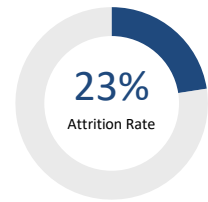
<1%

Other

1%

White

## QUESTION 2 ARE OUR STUDENTS STAYING WITH US?



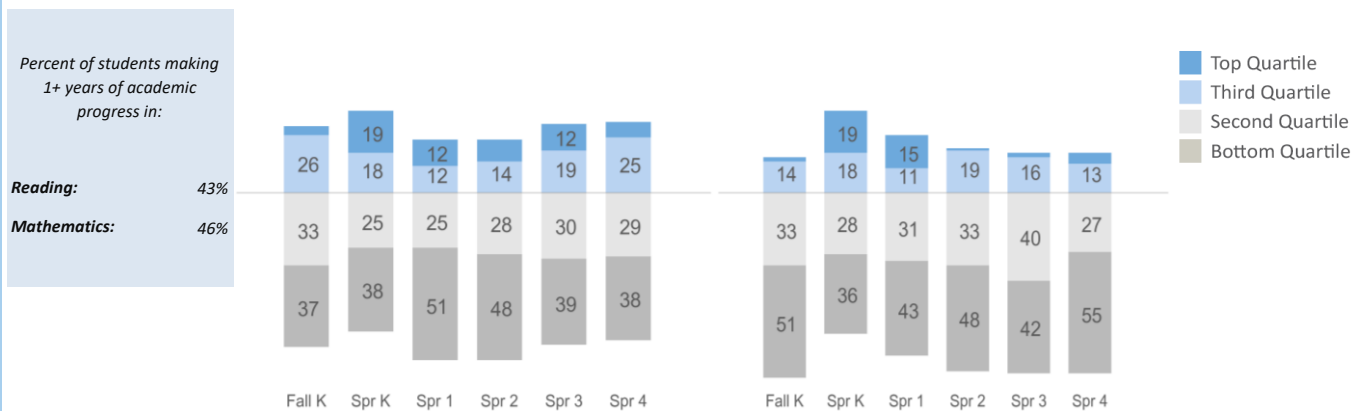
## QUESTION 3 ARE OUR STUDENTS PROGRESSING AND ACHIEVING ACADEMICALLY?

### ARE WE MAKING ENOUGH GROWTH TO REACH GRADE AND COLLEGE-READY LEVELS?

Measures of Academic Progress (MAP) 2016-17

Reading

Math

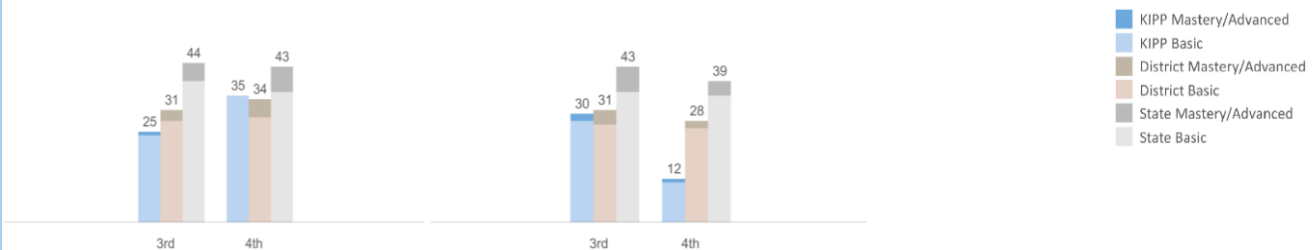


### HOW ARE WE PERFORMING RELATIVE TO OUR LOCAL COMMUNITY?

Louisiana Educational Assessment Program (LEAP) 2016-17

Reading

Math



Last year the district chose to transition from "Recovery School District - New Orleans" to "OPSB - Orleans All" which is a combination district of the Orleans Parish, Recovery School District, and New Orleans Schools.

The following pages were created to share KIPP Report Card data in a format that is compliant with the Americans with Disabilities Act.

<b>School Name</b>	<b>KIPP Believe Primary</b>
<b>Address</b>	421 Burdette Street, (Banneker), New Orleans, LA 70118
<b>Phone Number</b>	504-266-2050
<b>Website</b>	www.kippneworleans.org/school/kipp-believe-primary
<b>School Leader(s)</b>	Rachael Parker
<b>Year Founded</b>	2011
<b>Grades Served</b>	K - 4
<b>Student Enrollment</b>	432
<b>Gender</b>	47% Male, 53% Female
<b>Number of Teachers</b>	30

**Question 1: Who are our students?**

<b>Eligible for Free/Reduced Price Meals</b>	CEP Eligible
<b>Receive Special Education Services</b>	10%
<b>African American</b>	94%
<b>Hispanic or Latino</b>	4%
<b>Asian</b>	0%
<b>Other</b>	<1%
<b>White</b>	1%

**Question 2: Are our students staying with us?**

Attrition Rate	23%
----------------	-----

**Question 3: Are our students progressing and achieving academically?**

*Percent of students making 1+ years of academic progress as measured by 2016-17 Measures of Academic Progress (MAP) exam*

Reading	43%
Mathematics	46%

**Data Footnotes**

Last year the district chose to transition from "Recovery School District – New Orleans" to "OPSB – Orleans All" which is a combination district of the Orleans Parish, Recovery School District, and New Orleans Schools.

**Question 3 (continued):** Are we making enough growth to reach grade and college-ready levels?

---

**Annual 2016-17 Measures of Academic Progress (MAP) Exam Performance - Percentiles**

Season	Test Name	Grade	Bottom %	3rd %	2nd %	Top %
FALL	Mathematics	0	51	33	14	2
SPRING	Mathematics	0	36	28	18	19
SPRING	Mathematics	1	43	31	11	15
SPRING	Mathematics	2	48	33	19	1
SPRING	Mathematics	3	42	40	16	2
SPRING	Mathematics	4	55	27	13	5
FALL	Reading	0	37	33	26	4
SPRING	Reading	0	38	25	18	19
SPRING	Reading	1	51	25	12	12
SPRING	Reading	2	48	28	14	10
SPRING	Reading	3	39	30	19	12
SPRING	Reading	4	38	29	25	7

**Question 3 (continued):** How are we performing relative to our local community?

Percent of Students Meeting or Exceeding Grade Level Proficiency as Measured by State Test Score					
Louisiana Educational Assessment Program (LEAP) 2016-17					
Test	Grade	Proficiency	School	District	State
English Language Arts	3	Met	24.00	28.00	39.00
English Language Arts	3	Exceeds	1.00	3.00	5.00
English Language Arts	4	Met	35.00	29.00	36.00
English Language Arts	4	Exceeds	0.00	5.00	7.00
Mathematics	3	Met	28.00	27.00	36.00
Mathematics	3	Exceeds	2.00	4.00	7.00
Mathematics	4	Met	11.00	26.00	35.00
Mathematics	4	Exceeds	1.00	2.00	4.00