

KIPP Austin Leadership Elementary

8509 FM 969, Austin, TX 78724 • 512-651-2168 • kippaustin.org/schools/kipp-austin-leadership-elementary

School Leader(s): Nicole Seltman

Year Founded: 2013

Grades Served: K - 4

Student Enrollment: 545

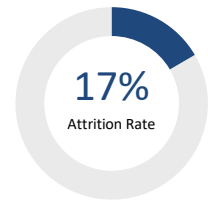
Gender: 50% Male, 50% Female

Number of Teachers: 35

QUESTION 1 WHO ARE OUR STUDENTS?

| | | |
|---|---------------------------------------|-------|
| 89% | 8% | |
| Eligible for Free/ Reduced-Price Meals | Receive Special Education Services | |
| 9% | 85% | |
| African American | Hispanic or Latino | |
| 0% | 1% | 5% |
| Asian | Other | White |

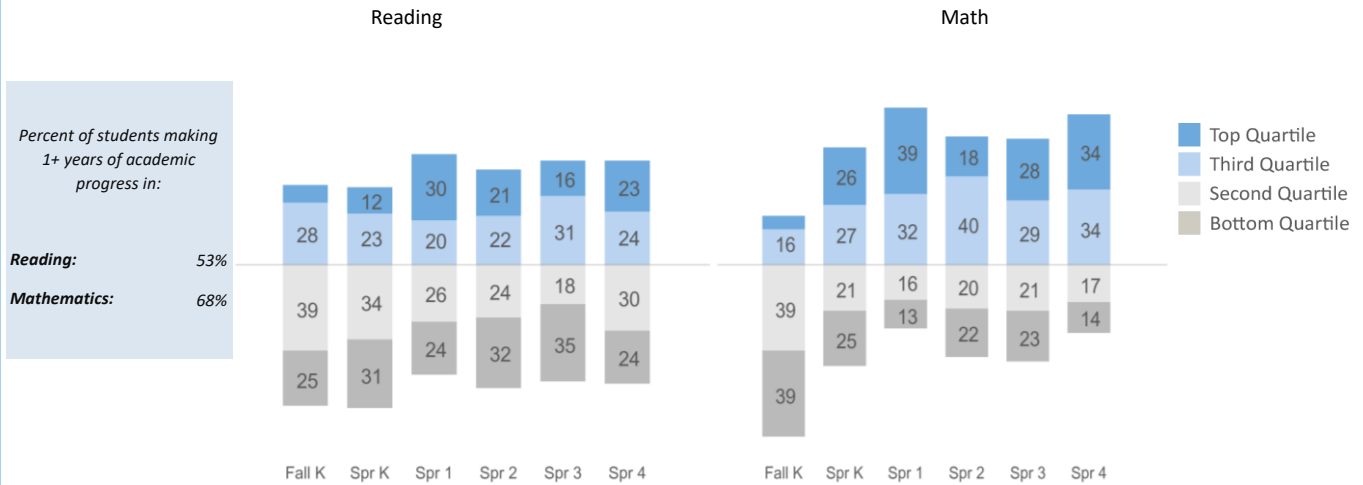
QUESTION 2 ARE OUR STUDENTS STAYING WITH US?



QUESTION 3 ARE OUR STUDENTS PROGRESSING AND ACHIEVING ACADEMICALLY?

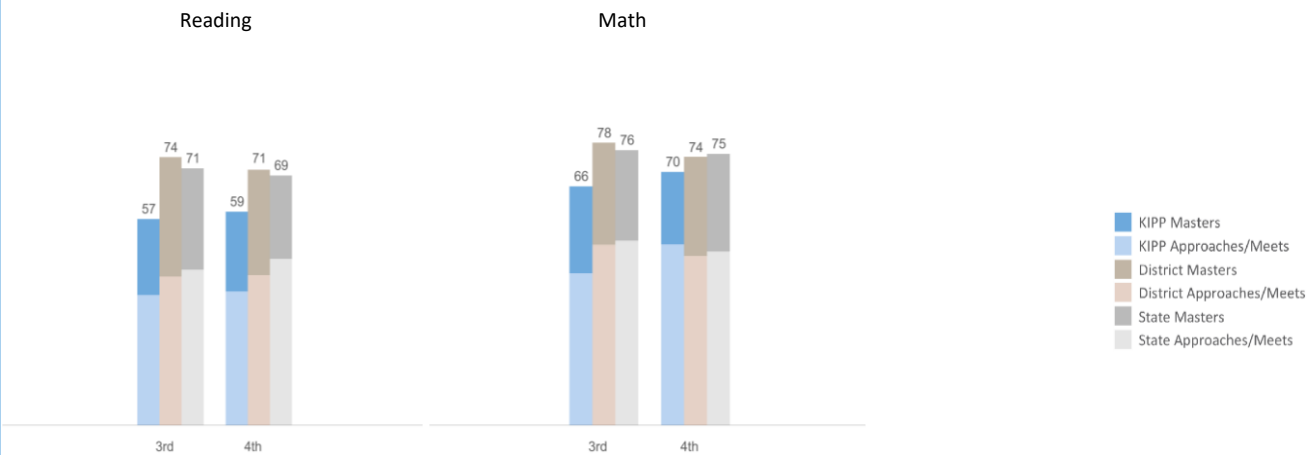
ARE WE MAKING ENOUGH GROWTH TO REACH GRADE AND COLLEGE-READY LEVELS?

Measures of Academic Progress (MAP) 2016-17



HOW ARE WE PERFORMING RELATIVE TO OUR LOCAL COMMUNITY?

State of Texas Assessments of Academic Readiness (STAAR) 2016-17



All school, district and state scores reflect a combination of tests taken in English and Spanish. According to the Texas Education Agency, the Spanish-language tests assess the same grade-level academic skills as the English-language tests.

The following pages were created to share KIPP Report Card data in a format that is compliant with the Americans with Disabilities Act.

| | |
|---------------------------|--|
| School Name | KIPP Austin Leadership Elementary |
| Address | 8509 FM 969, Austin, TX 78724 |
| Phone Number | 512-651-2168 |
| Website | www.kippaustin.org/schools/kipp-austin-leadership-elementary |
| School Leader(s) | Nicole Seltman |
| Year Founded | 2013 |
| Grades Served | K - 4 |
| Student Enrollment | 545 |
| Gender | 50% Male, 50% Female |
| Number of Teachers | 35 |

Question 1: Who are our students?

| | |
|--|-----|
| Eligible for Free/Reduced Price Meals | 89% |
| Receive Special Education Services | 8% |
| African American | 9% |
| Hispanic or Latino | 85% |
| Asian | 0% |
| Other | 1% |
| White | 5% |

Question 2: Are our students staying with us?

| | |
|-----------------------|-----|
| Attrition Rate | 17% |
|-----------------------|-----|

Question 3: Are our students progressing and achieving academically?

Percent of students making 1+ years of academic progress as measured by 2016-17 Measures of Academic Progress (MAP) exam

| | |
|--------------------|-----|
| Reading | 53% |
| Mathematics | 68% |

Data Footnotes

All school, district and state scores reflect a combination of tests taken in English and Spanish. According to the Texas Education Agency, the Spanish-language tests assess the same grade-level academic skills as the English-language tests.

Question 3 (continued): Are we making enough growth to reach grade and college-ready levels?

Annual 2016-17 Measures of Academic Progress (MAP) Exam Performance - Percentiles

| Season | Test Name | Grade | Bottom % | 3rd % | 2nd % | Top % |
|--------|-------------|-------|----------|-------|-------|-------|
| FALL | Mathematics | 0 | 39 | 39 | 16 | 6 |
| SPRING | Mathematics | 0 | 25 | 21 | 27 | 26 |
| SPRING | Mathematics | 1 | 13 | 16 | 32 | 39 |
| SPRING | Mathematics | 2 | 22 | 20 | 40 | 18 |
| SPRING | Mathematics | 3 | 23 | 21 | 29 | 28 |
| SPRING | Mathematics | 4 | 14 | 17 | 34 | 34 |
| FALL | Reading | 0 | 25 | 39 | 28 | 8 |
| SPRING | Reading | 0 | 31 | 34 | 23 | 12 |
| SPRING | Reading | 1 | 24 | 26 | 20 | 30 |
| SPRING | Reading | 2 | 32 | 24 | 22 | 21 |
| SPRING | Reading | 3 | 35 | 18 | 31 | 16 |
| SPRING | Reading | 4 | 24 | 30 | 24 | 23 |

Question 3 (continued): How are we performing relative to our local community?

| Percent of Students Meeting or Exceeding Grade Level Proficiency as Measured by State Test Score | | | | | |
|--|-------|-------------|--------|----------|-------|
| State of Texas Assessments of Academic Readiness (STAAR) 2016-17 | | | | | |
| Test | Grade | Proficiency | School | District | State |
| Reading/English Language Arts | 3 | Exceeds | 21.00 | 33.00 | 28.00 |
| Reading/English Language Arts | 3 | Met | 36.00 | 41.10 | 43.00 |
| Reading/English Language Arts | 4 | Exceeds | 22.00 | 29.10 | 23.00 |
| Reading/English Language Arts | 4 | Met | 37.00 | 41.50 | 46.00 |
| Mathematics | 3 | Exceeds | 24.00 | 28.20 | 25.00 |
| Mathematics | 3 | Met | 42.00 | 49.90 | 51.00 |
| Mathematics | 4 | Exceeds | 20.00 | 27.40 | 27.00 |
| Mathematics | 4 | Met | 50.00 | 46.80 | 48.00 |