

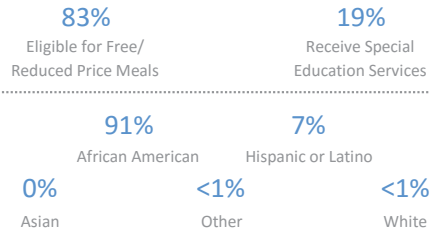
KIPP Tulsa

TULSA, OK • 1 School • Grades Served: 5-8 • Total Enrollment: 321 • Est. 2005

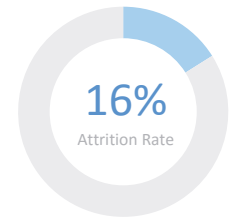
School Name: Year Est., Grades Served, School Leader

KIPP Tulsa College Preparatory: 2005, 5-8, Andrew McRae

QUESTION 1 ARE WE SERVING THE CHILDREN WHO NEED US?



QUESTION 2 ARE OUR STUDENTS STAYING WITH US?



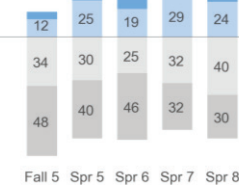

QUESTION 3 ARE OUR STUDENTS PROGRESSING AND ACHIEVING ACADEMICALLY?

ARE WE MAKING ENOUGH GROWTH TO REACH GRADE AND COLLEGE-READY LEVELS?

Reading

Measures of Academic Progress (MAP) 2015-16

Math

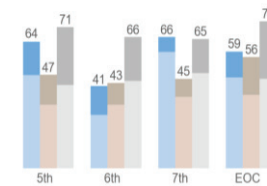
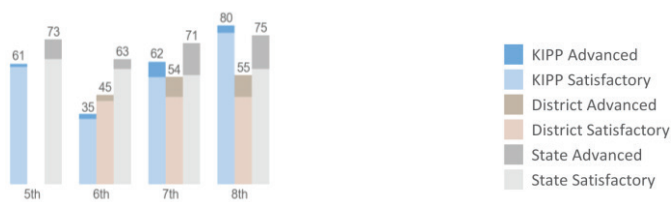


HOW ARE WE PERFORMING RELATIVE TO OUR LOCAL COMMUNITY?

Reading

Oklahoma Core Curriculum Tests (OCCT) Results 2015-16

Math



KIPP HIGH SCHOOL RESULTS FOR GRADUATING SENIORS

No KIPP HS

Average ACT/SAT

No KIPP HS

ACT/SAT Participation Rate

No KIPP HS

% Took at Least 1 AP

No KIPP HS

% Scored 3 or Above on at Least 1 AP

QUESTION 4 ARE OUR ALUMNI CLIMBING THE MOUNTAIN TO AND THROUGH COLLEGE?

92%

High School Graduation Rate

80%

College Matriculation Rate

Figures are for students who completed the 8th grade at a KIPP middle school 5+ years ago and/or graduated from a KIPP high school.

QUESTION 5 ARE WE BUILDING A SUSTAINABLE PEOPLE MODEL?

N/A

Teacher retention is not reported for sites with fewer than two schools.

29

Number of Teachers

5th grade reading district level OCCT results are suppressed by the state. Per Pupil Funding for KIPP Tulsa for fiscal year 2017 is \$5,535.