

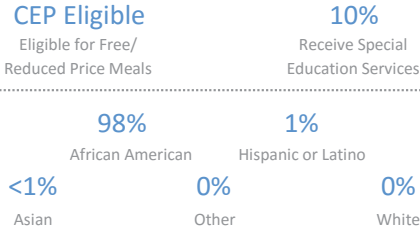
KIPP St. Louis

ST. LOUIS, MO • Executive Director: Kelly Garrett • 4 Schools • Grades Served: K-3, 5-8 • Total Enrollment: 1,250 • Est. 2009

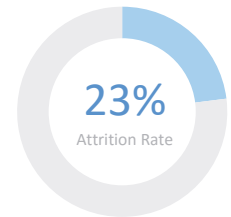
School Name: Year Est., Grades Served, School Leader

KIPP Inspire Academy: 2009, 5-8, Joseph Olwig
 KIPP Triumph Academy: 2015, 5-6, Elizabeth Valerio
 KIPP Victory Academy: 2014, K-3, Cetera Altepeter & Tammy Butler
 KIPP Wisdom Academy: 2015, K-2, Jacob Shiffrin

QUESTION 1 ARE WE SERVING THE CHILDREN WHO NEED US?



QUESTION 2 ARE OUR STUDENTS STAYING WITH US?



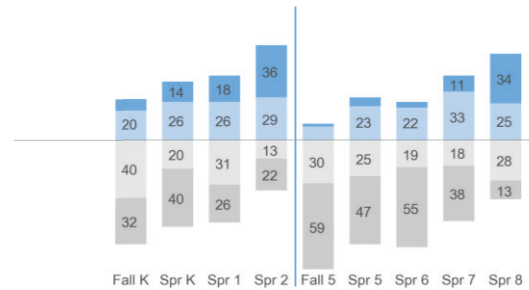
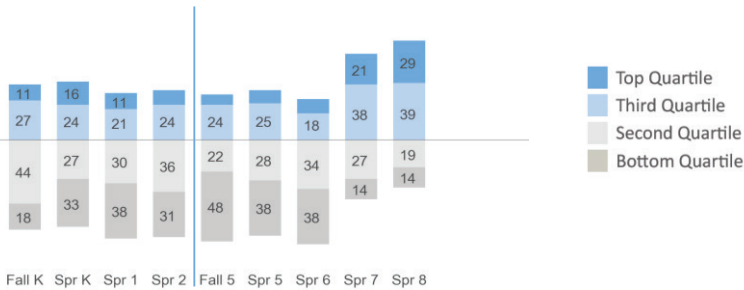
QUESTION 3 ARE OUR STUDENTS PROGRESSING AND ACHIEVING ACADEMICALLY?

ARE WE MAKING ENOUGH GROWTH TO REACH GRADE AND COLLEGE-READY LEVELS?

Reading

Measures of Academic Progress (MAP) 2015-16

Math

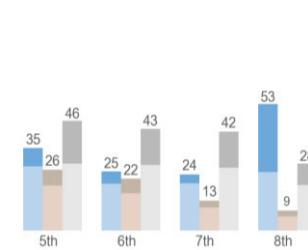
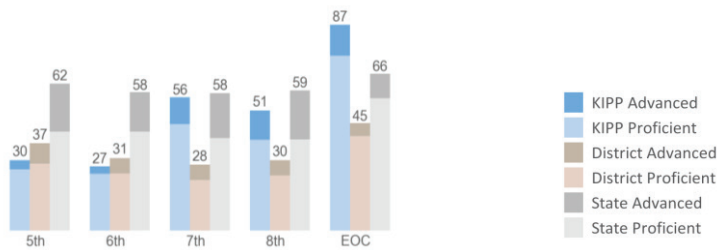


HOW ARE WE PERFORMING RELATIVE TO OUR LOCAL COMMUNITY?

Missouri Assessment Program (MAP) Results 2015-16

Reading

Math



KIPP HIGH SCHOOL RESULTS FOR GRADUATING SENIORS

No KIPP HS
Average No KIPP HS

No KIPP HS
No KIPP HS Participation Rate

No KIPP HS
% Took at Least 1 AP

No KIPP HS
% Scored 3 or Above on at Least 1 AP

QUESTION 4 ARE OUR ALUMNI CLIMBING THE MOUNTAIN TO AND THROUGH COLLEGE?

N/A

High School Graduation Rate

N/A

College Matriculation Rate

Figures are for students who completed the 8th grade at a KIPP middle school 5+ years ago and/or graduated from a KIPP high school.

QUESTION 5 ARE WE BUILDING A SUSTAINABLE PEOPLE MODEL?

65%

Teachers Retained within KIPP
(65% Retained in Their Position)

74

Number of Teachers