

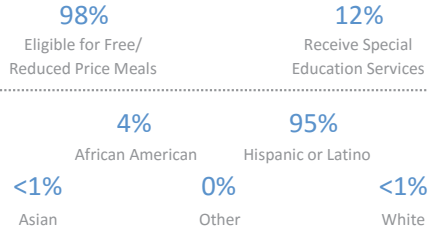
KIPP San Diego

SAN DIEGO, CA • Executive Director: Allison Ohle • 1 School • Grades Served: 5-8 • Total Enrollment: 306 • Est. 2003

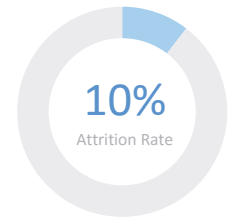
School Name: Year Est., Grades Served, School Leader

KIPP Adelante Preparatory Academy: 2003, 5-8, Monique McKeown

QUESTION 1 ARE WE SERVING THE CHILDREN WHO NEED US?



QUESTION 2 ARE OUR STUDENTS STAYING WITH US?



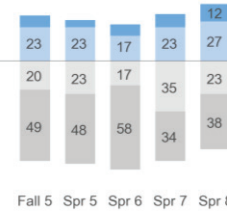
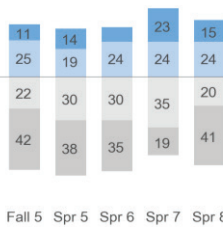
QUESTION 3 ARE OUR STUDENTS PROGRESSING AND ACHIEVING ACADEMICALLY?

ARE WE MAKING ENOUGH GROWTH TO REACH GRADE AND COLLEGE-READY LEVELS?

Reading

Measures of Academic Progress (MAP) 2015-16

Math

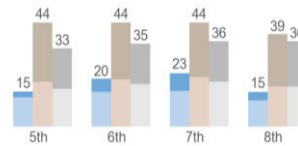

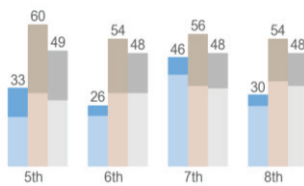


HOW ARE WE PERFORMING RELATIVE TO OUR LOCAL COMMUNITY?

Reading

Smarter Balanced Assessment Consortium (SBAC) Results 2015-16

Math



KIPP HIGH SCHOOL RESULTS FOR GRADUATING SENIORS

No KIPP HS

Average No KIPP HS

No KIPP HS

No KIPP HS Participation Rate

No KIPP HS

% Took at Least 1 AP

No KIPP HS

% Scored 3 or Above on at Least 1 AP

QUESTION 4 ARE OUR ALUMNI CLIMBING THE MOUNTAIN TO AND THROUGH COLLEGE?

90%

High School Graduation Rate

61%

College Matriculation Rate

Figures are for students who completed the 8th grade at a KIPP middle school 5+ years ago and/or graduated from a KIPP high school.

QUESTION 5 ARE WE BUILDING A SUSTAINABLE PEOPLE MODEL?

N/A

Teacher retention is not reported for sites with fewer than two schools.

19

Number of Teachers