

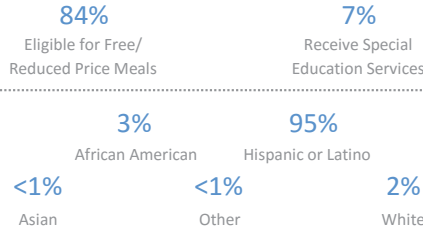
KIPP San Antonio

SAN ANTONIO, TX • Executive Director: Mark Larson • 6 Schools • Grades Served: K-12 • Total Enrollment: 2,948 • Est. 2003

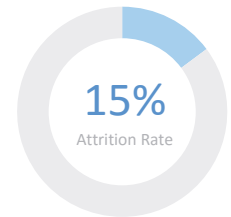
School Name: Year Est., Grades Served, School Leader

KIPP Aspire Academy: 2003, 5-8, Brad Tarrance
 KIPP Camino Academy: 2010, 5-8, Juan Juarez
 KIPP Esperanza Dual Language Academy: 2014, K-2, Michael Shay
 KIPP Poder Academy: 2015, 5-6, Rachel Obermeier
 KIPP Un Mundo Dual Language Academy: 2012, K-4, Nancy Ocasio
 KIPP University Prep High School: 2009, 9-12, Tina DeValk & Abby Morton-Garland

QUESTION 1 ARE WE SERVING THE CHILDREN WHO NEED US?




QUESTION 2 ARE OUR STUDENTS STAYING WITH US?



QUESTION 3 ARE OUR STUDENTS PROGRESSING AND ACHIEVING ACADEMICALLY?

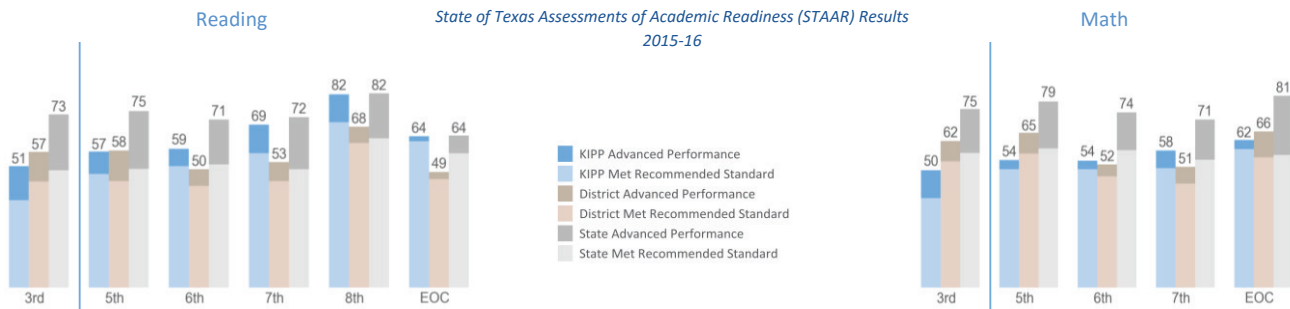
ARE WE MAKING ENOUGH GROWTH TO REACH GRADE AND COLLEGE-READY LEVELS?

Measures of Academic Progress (MAP) 2015-16



HOW ARE WE PERFORMING RELATIVE TO OUR LOCAL COMMUNITY?

State of Texas Assessments of Academic Readiness (STAAR) Results 2015-16




KIPP HIGH SCHOOL RESULTS FOR GRADUATING SENIORS



QUESTION 4 ARE OUR ALUMNI CLIMBING THE MOUNTAIN TO AND THROUGH COLLEGE?



QUESTION 5 ARE WE BUILDING A SUSTAINABLE PEOPLE MODEL?



All school, district and state scores reflect a combination of tests taken in English and Spanish. According to the Texas Education Agency, the Spanish-language tests assess the same grade-level academic skills as the English-language tests. State test scores for the 5th and 8th grade include data from the first test administration only. Per Pupil Funding for KIPP San Antonio for fiscal year 2017 is \$8,680.