

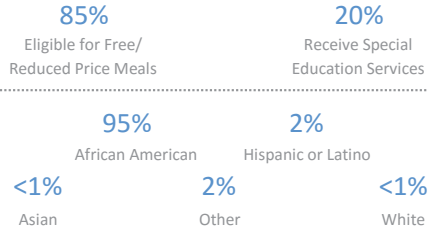
KIPP Philadelphia Schools

PHILADELPHIA, PA • Executive Director: Marc Mannella • 5 Schools • Grades Served: K-12 • Total Enrollment: 1,783 • Est. 2003

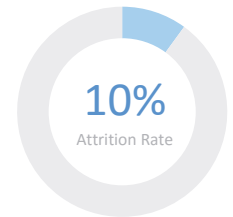
School Name: Year Est., Grades Served, School Leader

KIPP DuBois Collegiate Academy: 2010, 9-12, Melissa Poorman
 KIPP Philadelphia Charter School: 2003, 5-8, Marc Mannella (Interim)
 KIPP Philadelphia Elementary Academy: 2010, K-4, Ben Speicher
 KIPP West Philadelphia Elementary Academy: 2016, K, Diana Filo
 KIPP West Philadelphia Preparatory: 2009, 5-8, Cheshonna Miles

QUESTION 1 ARE WE SERVING THE CHILDREN WHO NEED US?



QUESTION 2 ARE OUR STUDENTS STAYING WITH US?



QUESTION 3 ARE OUR STUDENTS PROGRESSING AND ACHIEVING ACADEMICALLY?

ARE WE MAKING ENOUGH GROWTH TO REACH GRADE AND COLLEGE-READY LEVELS?

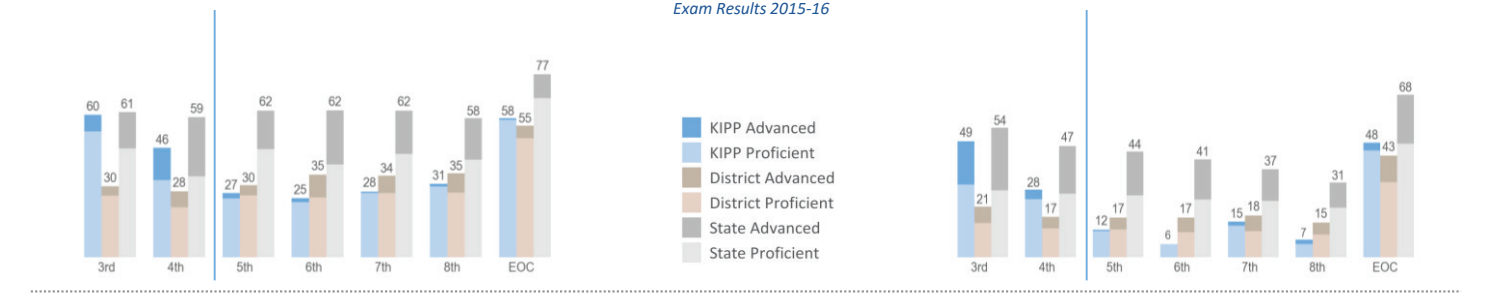
Measures of Academic Progress (MAP) 2015-16



HOW ARE WE PERFORMING RELATIVE TO OUR LOCAL COMMUNITY?

Pennsylvania System of School Assessment (PSSA) and Keystone Exam Results 2015-16

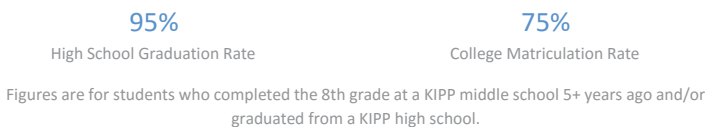
Reading Math



KIPP HIGH SCHOOL RESULTS FOR GRADUATING SENIORS



QUESTION 4 ARE OUR ALUMNI CLIMBING THE MOUNTAIN TO AND THROUGH COLLEGE?



QUESTION 5 ARE WE BUILDING A SUSTAINABLE PEOPLE MODEL?



Students in grades 3-8 took the PSSA. High school students took the End of Course (EOC) Keystone Exam. Per Pupil Funding for KIPP Philadelphia Schools for fiscal year 2017 is \$11,971.